

Board Packet





Agenda

- CALL TO ORDER (State Time)
- INVOCATION & PLEDGE OF ALLEGIANCE
- APPROVAL OF MINUTES
September 26, 2024, Regular Board Meeting (motion)
- PUBLIC COMMENT - NON-AGENDA ITEMS
- Election of Chairman, Secretary and Treasurer.
- ADMINISTRATION REPORT
 - Financial Report for September
 - September Expenditures (motion)
 - Resolution 25-001 Ameris (motion)
 - Director Review Wage Review (motion)
 - Hours (motion)
- LEGAL
 - September Billing (motion)
- OPERATIONS
 - September Summary
 - Lab Report
 - Phase II Update
 - Administration Building Update
 - State of the District
- COMMISSIONERS
 - Seat – 1 Doug Liles
 - Seat – 2 Steve Young
 - Seat – 3 Kristine Faulk

Next Scheduled Meeting(s):

Regular Board Meetings:

November 21, 2024 – 10 AM

December 12, 2024 – 10AM

All Meetings/Workshop Held At:
SWCMCD
774 N County Hwy 393
Santa Rosa Beach, FL 32459



South Walton Mosquito District
2024-2025 Regular Board Meeting
Thursday, October 17, 2024 – 10:00AM


OLD BUSINESS

1. Commissioner Doug Liles asked for the preliminary cost of a metal structure.
2. County road access through property behind our facility during Phase II.
3. Commissioner Doug Liles requested paper on the new process (sugar water) from Eva Buckner.
4. Commissioner Doug Liles asked the realistic cost of a claim for drone liability (before next fiscal year).
5. Director Darrin Dunwald to check with other districts to see how they handled drone liability.
6. Net Data resource for Commissioner email addresses on home devices.
7. Check other dates for the TRIM meetings.

NEW BUSINESS

COMMENTS BY COMMISSION AND PUBLIC

ADJOURNMENT (motion) (**State time**)



South Walton County Mosquito Control District
2023-2024 Regular Board Meeting
Thursday, September 26, 2024 – 10:00 AM
Minutes of Meeting

The Board of Commissioners of the South Walton County Mosquito Control District held its Regular Board Meeting at the District Office at 774 North Highway 393, Santa Rosa Beach, Florida on September 26, 2024, at 10:00 AM.

Chairman Kristine Faulk called the meeting to order on September 26th at 10:01 AM and opened with a Prayer and Pledge of Allegiance to the American Flag.

The Commissioners attending the meeting were Doug Liles, Steve Young, and Kristine Faulk.

Staff Present: Darrin Dunwald, Director
Cammie Henderson, Office Manager

Public: Steven Nicholson, DAG
Rob Dinwoodie, Wharton-Smith Construction Group
Jason Albano, Wharton-Smith Construction Group
Michael Ekblad, O'Connell Engineering

APPROVAL OF MINUTES

August 15, 2024, Regular Board Meeting Minutes

Request for a motion to accept the board minutes for August Regular Board Meeting Minutes.

Motion by: Commissioner Steve Young

Second by: Commissioner Doug Liles

Motion approved: Unanimously

September 6, 2024, Tentative Trim Meeting #1 Minutes

Request for a motion to accept the board minutes for Tentative Trim Meeting #1 Minutes.

Motion by: Commissioner Doug Liles

Second by: Commissioner Steve Young

Motion approved: Unanimously

September 20, 2024, Final Trim Meeting #2 Minutes

Request for a motion to accept the board minutes for Final Trim Meeting #2 Minutes.

Motion by: Commissioner Steve Young

Second by: Commissioner Doug Liles

Motion approved: Unanimously

PUBLIC COMMENT - NON-AGENDA ITEMS

OPERATIONS

Phase II

Resolution 24-009 – Phase II

Request for a motion to approve Civil Design & Minor DO Resolution 24-009 for \$87,500.

Motion by: Commissioner Steve Young

Second by: Commissioner Doug Liles

Motion approved: Unanimously



South Walton County Mosquito Control District
2023-2024 Regular Board Meeting
Thursday, September 26, 2024 – 10:00 AM

Admin Building Progress

Prepared for possible Hurricane/Weather.

Builders Risk will cover and follow all guidelines required by policy, per Jason Albano.

Discussion ensued.

See handout by Wharton-Smith added to the board packet on website.

Commissioner Doug Liles asked if it would be possible to come in the backside from Chat Holly.

Director Darrin Dunwald stated he would investigate it.

Commissioner Doug Liles asked if we could sod around the ponds. Rob Dinwoodie stated that they will keep that in mind when they are finished with the ponds.

ADMINISTRATION'S REPORT

Financial Report for August – Discussion ensued.

August Expenditures. Discussion ensued.

Request for a motion to approve August expenditures as presented for CPA to review.

Motion by: Commissioner Doug Liles

Second by: Commissioner Steve Young

Motion approved: Unanimously

Wage Increase for 2024-2025 for all employees except Director.

Request for a motion to approve the wage increases for 2024-2025 as presented.

Motion by: Commissioner Doug Liles

Second by: Commissioner Kristine Faulk

Motion approved: Unanimously

Calendar of Meeting for 2024-2025

Review of the 2024-2025 Holidays (motion).

Request for a motion to approve the 2024-2025 Holiday schedule as presented.

Motion by: Commissioner Steve Young.

Second by: Commissioner. Doug Liles

Motion approved: Unanimously

Director's Review – evaluations collected from the Commissioners.

Insurance Renewals

Discussion ensued.

LEGAL

August Billing (motion)

Request for a motion to approve the August invoice.

Motion by: Commissioner Doug Liles

Second by: Commissioner Steve Young

Motion approved: Unanimously

OPERATIONS (Con't)

August Summary with Lab Report – Discussion ensued.

Dengue case on JD Miller Road in Southern complex. Completed a proactive sweep, looking for container breeders. Discussion ensued.



South Walton County Mosquito Control District
2023-2024 Regular Board Meeting
Thursday, September 26, 2024 – 10:00 AM

Performance Review Measures

Request for a motion to approve Performance Review measures.

Motion by: Commissioner Steve Young

Second by: Commissioner Doug Liles

Motion approved: Unanimously

COMMISSIONERS

Seat – 1 Doug Liles – None

Seat – 2 Steve Young – Microsoft Outlook issues, referred to contact Net Data.

Seat – 3 Kristine Faulk – None

ADDITIONAL NON-AGENDA ITEMS - None

OLD BUSINESS

1. Commissioner Doug Liles asked for the preliminary cost of a metal structure.

NEW BUSINESS

Action Item

1. County road access through property behind our facility during Phase II.
2. Commissioner Doug Liles requested a paper on the new process (sugar water) from Eva Buckner.
3. Commissioner Doug Liles asked what a realistic claim on drone liability is. (Before next fiscal year.)
4. Director Darrin Dunwald to check with other districts to see how they handled drone liability.
5. Net Data resource for Commissioner email addresses on home devices.
6. Check with other dates for TRIM meeting.

COMMENTS BY COMMISSION AND PUBLIC - None

Request for motion to Adjourn by Chairperson Kristine Faulk

Motion by: Commissioner Doug Liles

Second by: Commissioner Steve Young

Motion approved: Unanimously

Chairperson Kristine Faulk adjourned the meeting at 11:22 PM.


Chairperson Kristine Faulk: _____

Commissioner Steve Young: _____

Commissioner Doug Liles: _____



Administrative Report



Regular Board Meeting – October 17, 2024

Financial Review – September 2024 – Snapshot

	CFY Budget	CFY	LFY
Total Income	\$7,432,186.53	\$7,752,233.54	\$6,600,295.47
Expenses			
Personal Services (10 & 20)	\$2,395,779.84	\$1,943,607.61	\$1,420,460.30
Expenses (30 - 55)	\$2,739,922.99	\$1,591,180.50	\$1,192,519.87
Capital Outlay	\$670,500.00	\$3,354,620.29	\$712,521.79
DAG		\$84,368.74	\$266,983.51
DAG Phase II		\$75,068.50	
Equipment		\$463,478.43	\$440,354.53
Administrative Bldg	\$5,556,000.00	\$2,731,704.62	\$5,183.75
New Shop	\$3,030,000.00	\$0.00	
Chicken Coop	\$35,000.00	\$0.00	
Total Expenditures	\$14,427,202.83	\$6,889,408.40	\$3,325,501.96

- Received 97.89% of our Ad Valorem.
- \$678,522.91 Interest Income through August.

Banking Balances as of 8/31/2024

7:08 PM
10/10/24
Accrual Basis

South Walton County Mosquito Control District
Trial Balance
As of September 30, 2024

	Sep 30, 24	
	Debit	Credit
102.003 · Trustmark Wealth Account:102.012 · Shop Bldg Fund	4,000,000.00	
102.004 · Ameris Checking	204,634.34	
102.005 · Ameris Money Market	2,501.25	
102.008 · FL FIT:102.011 · Administration Bldg Fund	6,000,000.00	
102.008 · FL FIT:120.013 · Future Expansion	1,886,147.00	
102.009 · FL CLASS	539.81	
102.045 · Ameris ICS Sweep Checking	557,476.11	
102.055 · Ameris Cash Sweep Money Market	11,283,002.61	

Interest Rates for
September

- Ameris
 Checking 3.14%
 Money Market 4.12%
- Trustmark
 Wealth Acct 5.223%
- Florida FIT 5.1%
Florida Class 5.01%

South Walton County Mosquito Control District
Profit Loss Budget vs. Actual
October 2023 through September 2024

	Oct 23	Nov 23	Dec 23	Jan 24	Feb 24	Mar 24	Apr 24	May 24	Jun 24	Jul 24	Aug 24	Sep 24	TOTAL Oct '23 - Sep 24	Budget	\$ Over Budget	% of Budget
Income																
311.000 · AD VALOREM																
311.001 · Prior Year Taxes/Other	9,698.02	103.83	312.68	0.00	0.00	0.00	4.93	0.00	0.00	0.00	749.82	0.00	10,869.28			
311.000 · AD VALOREM - Other	67,907.21	1,854,899.69	3,787,490.51	406,313.69	196,959.53	173,930.83	260,422.81	55,662.41	174,112.74	110.98	0.00	80.45	6,977,890.85			
Total 311.000 · AD VALOREM	77,605.23	1,855,003.52	3,787,803.19	406,313.69	196,959.53	173,930.83	260,427.74	55,662.41	174,112.74	110.98	749.82	80.45	6,988,760.13	7,139,686.53	-150,926.40	97.89%
361.000 · Interest income	45,154.41	46,586.28	57,823.66	79,958.44	62,964.60	67,625.16	67,393.82	66,164.57	62,180.08	62,801.82	59,870.07	45,740.56	724,263.47	200,000.00	524,263.47	362.13%
364.000 · Disposition of Fixed Assets	0.00	0.00	0.00	0.00	0.00	0.00	0.00	0.00	0.00	0.00	0.00	0.00	0.00	90,000.00	-90,000.00	0.0%
369.000 · Other Misc Revenues	0.00	308.31	29.00	80.10	55.13	101.35	74.90	56.17	0.00	0.00	0.00	32.77	737.73	1,500.00	-762.27	49.18%
370 · Insurance Proceeds	0.00	0.00	0.00	36,745.00	0.00	0.00	0.00	0.00	0.00	0.00	0.00	0.00	36,745.00			
380 · Other Sources	0.00	585.40	1,109.13	0.00	0.00	0.00	0.00	0.00	0.00	0.00	32.68	0.00	1,727.21	1,000.00	727.21	172.72%
Total Income	122,759.64	1,902,483.51	3,846,764.98	523,097.23	259,979.26	241,657.34	327,896.46	121,883.15	236,292.82	62,912.80	60,652.57	45,853.78	7,752,233.54	7,432,186.53	320,047.01	104.31%
Gross Profit	122,759.64	1,902,483.51	3,846,764.98	523,097.23	259,979.26	241,657.34	327,896.46	121,883.15	236,292.82	62,912.80	60,652.57	45,853.78	7,752,233.54	7,432,186.53	320,047.01	104.31%
Expense																
10 · PERSONAL SERVICES																
11 · Commissioner Salaries	1,107.72	1,107.72	1,661.58	1,107.72	1,107.72	1,107.72	1,107.72	1,107.72	1,107.72	1,661.58	1,107.72	1,107.72	14,400.36	14,400.00	0.36	100.0%
12 · Regular Salaries and wages																
16 · Compensated annual leave	7,167.98	3,526.09	10,694.14	4,508.88	5,204.40	6,767.83	2,894.39	3,604.28	7,755.24	10,669.19	4,779.57	7,890.10	75,462.09			
12 · Regular Salaries and wages - Other	80,013.32	92,258.66	125,372.84	84,875.88	87,782.13	79,571.26	76,005.58	86,663.37	80,981.29	132,545.90	87,234.61	82,101.94	1,095,406.78			
Total 12 · Regular Salaries and wages	87,181.30	95,784.75	136,066.98	89,384.76	92,986.53	86,339.09	78,899.97	90,267.65	88,736.53	143,215.09	92,014.18	89,992.04	1,170,868.87	1,408,696.00	-237,827.13	83.12%
13 · Other salaries and wages	0.00	0.00	0.00	0.00	0.00	0.00	0.00	0.00	0.00	0.00	0.00	0.00	0.00	25,000.00	-25,000.00	0.0%
14 · Overtime																
18 · Compensated Compensatory Leave	960.82	28.00	115.20	121.80	250.52	128.86	996.84	1,041.13	747.15	263.79	0.00	127.95	4,782.06			
14 · Overtime - Other	44.52	7.13	0.00	7.13	168.00	7.13	363.41	0.00	80.67	39.00	36.00	9.75	762.74			
Total 14 · Overtime	1,005.34	35.13	115.20	128.93	418.52	135.99	1,360.25	1,041.13	827.82	302.79	36.00	137.70	5,544.80	25,000.00	-19,455.20	22.18%
10 · PERSONAL SERVICES - Other	0.00	128.25	-128.25	0.00	0.00	0.00	0.00	0.00	0.00	0.00	0.00	0.00	0.00			
Total 10 · PERSONAL SERVICES	89,294.36	97,055.85	137,715.51	90,621.41	94,512.77	87,582.80	81,367.94	92,416.50	90,672.07	145,179.46	93,157.90	91,237.46	1,190,814.03	1,473,096.00	-282,281.97	80.84%
20 · PERSONAL SERVICES BENEFITS																
21 · FICA Taxes	6,654.49	7,279.87	10,321.15	6,799.30	7,087.25	6,554.84	6,099.03	6,863.24	6,787.72	10,901.64	6,975.87	6,882.15	89,206.55	130,991.84	-41,785.29	68.1%
21.3 · Federal Unemployment	72.77	79.15	35.91	527.64	291.64	33.28	45.23	110.12	98.12	91.94	30.60	17.63	1,434.03			
22 · Retirement contributions																
22.2 · FRS paid by District	14,180.31	15,575.96	22,257.60	14,730.87	15,182.57	14,192.61	13,120.00	14,403.82	14,341.22	26,702.26	14,642.98	14,482.66	193,812.86			
22 · Retirement contributions - Other	0.00	0.00	0.00	0.00	0.00	0.00	0.00	0.00	0.00	0.00	0.00	0.00	0.00			
Total 22 · Retirement contributions	14,180.31	15,575.96	22,257.60	14,730.87	15,182.57	14,192.61	13,120.00	14,403.82	14,341.22	26,702.26	14,642.98	14,482.66	193,812.86	236,692.00	-42,879.14	81.88%
23 · Life and Health Insurance																
23.1 · AFLAC	9.96	203.63	-485.89	232.07	147.38	152.81	248.58	164.93	151.15	-374.51	331.60	627.76	1,409.47			
23.2 · Walton County Group Medical	-767.94	-266.52	-387.72	-274.56	-274.56	-274.56	-274.56	-1,258.08	-520.44	-411.84	-290.64	246.77	-4,754.65			
23.3 · Vision	-248.97	-210.59	-292.08	1,136.84	129.81	115.45	154.72	-160.96	-165.61	-56.25	-26.80	-178.92	196.64			
23.35 · Walton County Life (OCHS)	-185.08	-82.98	-234.90	-156.60	-156.60	-156.60	0.00	0.00	0.00	-78.30	0.00	0.00	-1,051.06			
23.4 · Life Insurance	1,091.25	690.50	417.15	344.40	743.75	851.87	1,511.38	2,882.64	1,373.63	-128.85	593.59	633.24	11,004.55			
23.5 · STD/LTD	1,021.61	1,021.61	1,193.07	1,051.16	1,073.79	1,073.79	0.00	0.00	1,823.04	1,727.91	1,446.92	1,137.48	12,570.38			
23.55 · Dental	-221.39	-241.56	-267.68	4,267.94	907.84	810.63	894.34	-176.26	-176.26	690.99	810.23	842.57	8,141.39			
23.7 · Supplement Insurance Program	20.00	20.00	1,136.00	20.00	20.00	20.00	10.00	10.00	15.00	30.00	20.00	1,171.00	2,492.00			
23.8 · BCBS of Florida - Medical Insur	29,688.98	36,764.38	36,223.38	31,436.78	22,909.55	33,718.05	32,735.31	29,787.09	38,106.62	36,764.39	35,644.51	33,521.84	397,300.88			
23 · Life and Health Insurance - Other	0.00	0.00	0.00	0.00	0.00	0.00	0.00	0.00	0.00	0.00	0.00	0.00	0.00			
Total 23 · Life and Health Insurance	30,408.42	37,898.47	37,301.33	38,058.03	25,500.96	36,311.44	35,279.77	31,249.36	40,607.13	38,163.54	38,529.41	38,001.74	427,309.60	505,000.00	-77,690.40	84.62%
24 · WORKERS COMP	0.00	0.00	0.00	0.00	0.00	0.00	0.00	0.00	0.00	0.00	0.00	0.00	0.00	15,000.00	-15,000.00	0.0%
25 · Unemployment Compensation	237.14	0.00	0.00	-50.00	0.00	0.00	0.00	0.00	0.00	0.00	0.00	0.00	187.14	15,000.00	-14,812.86	1.25%
26 · Other postemployment benefits																

South Walton County Mosquito Control District
Profit Loss Budget vs. Actual
October 2023 through September 2024

													TOTAL			
	Oct 23	Nov 23	Dec 23	Jan 24	Feb 24	Mar 24	Apr 24	May 24	Jun 24	Jul 24	Aug 24	Sep 24	Oct '23 - Sep 24	Budget	\$ Over Budget	% of Budget
26.2 · Jose Hernandez	953.75	953.75	3,446.55	953.75	1,080.85	826.65	953.75	953.75	975.45	953.75	1,080.85	826.65	13,959.50			
26.3 · Geraldine Via	975.45	975.45	975.45	3,205.45	1,080.85	870.05	975.45	975.45	953.75	975.45	1,080.85	870.05	13,913.70			
26 · Other postemployment benefits - Other	0.00	0.00	0.00	12,970.20	0.00	0.00	0.00	0.00	0.00	0.00	0.00	0.00	12,970.20			
Total 26 · Other postemployment benefits	1,929.20	1,929.20	4,422.00	17,129.40	2,161.70	1,696.70	1,929.20	1,929.20	1,929.20	1,929.20	2,161.70	1,696.70	40,843.40			
Total 20 · PERSONAL SERVICES BENEFITS	53,482.33	62,762.65	74,337.99	77,195.24	50,224.12	58,788.87	56,473.23	54,555.74	63,763.39	77,788.58	62,340.56	61,080.88	752,793.58	902,683.84	-149,890.26	83.4%
30 · OPERATING EXPENSES																
30.3 · Kristine Faulk	150.00	150.00	150.00	150.00	150.00	150.00	150.00	150.00	150.00	150.00	150.00	150.00	1,800.00	1,800.00	0.00	100.0%
30.5 · J Doug Liles	150.00	150.00	150.00	150.00	150.00	150.00	150.00	150.00	150.00	150.00	150.00	150.00	1,800.00	1,800.00	0.00	100.0%
30.6 · Stephen Young	150.00	150.00	150.00	150.00	150.00	150.00	150.00	150.00	150.00	150.00	150.00	150.00	1,800.00	1,800.00	0.00	100.0%
31 · Professional Services																
31.1 · Property Appraiser Fees	17,359.45	0.00	0.00	17,359.45	0.00	0.00	0.00	17,359.45	0.00	17,359.45	0.00	0.00	69,437.80	85,000.00	-15,562.20	81.69%
31.2 · Tax Collector Fees	193.96	37,205.09	75,756.04	8,126.28	3,939.20	3,478.61	5,107.08	1,113.25	3,474.76	2.06	15.00	1.61	138,412.94	142,793.73	-4,380.79	96.93%
31.4 · Medical Services	272.00	0.00	0.00	136.00	0.00	728.00	136.00	272.00	0.00	0.00	0.00	0.00	1,544.00	5,000.00	-3,456.00	30.88%
Total 31 · Professional Services	17,825.41	37,205.09	75,756.04	25,621.73	3,939.20	4,206.61	5,243.08	18,744.70	3,474.76	17,361.51	15.00	1.61	209,394.74	232,793.73	-23,398.99	89.95%
31.3 · Legal and Engineering Service																
31.6 · Legal Services	3,971.98	0.00	2,930.00	0.00	2,825.00	0.00	5,737.50	5,662.50	0.00	0.00	0.00	0.00	21,126.98	50,000.00	-28,873.02	42.25%
31.8 · Albrecht Engineering	0.00	0.00	0.00	0.00	0.00	0.00	1,890.00	0.00	0.00	0.00	0.00	0.00	1,890.00			
31.3 · Legal and Engineering Service - Other	0.00	0.00	0.00	20,000.00	240.00	20,000.00	0.00	0.00	0.00	2,462.50	4,571.50	1,000.00	48,274.00	56,000.00	-7,726.00	86.2%
Total 31.3 · Legal and Engineering Service	3,971.98	0.00	2,930.00	20,000.00	3,065.00	20,000.00	7,627.50	5,662.50	0.00	2,462.50	4,571.50	1,000.00	71,290.98	106,000.00	-34,709.02	67.26%
32 · ACCOUNTING & AUDITING																
32.1 · Audit	0.00	0.00	0.00	0.00	0.00	0.00	0.00	0.00	0.00	12,500.00	0.00	0.00	12,500.00			
32.2 · OPEB	0.00	0.00	0.00	0.00	0.00	0.00	0.00	1,900.00	0.00	0.00	0.00	0.00	1,900.00			
32 · ACCOUNTING & AUDITING - Other	0.00	0.00	0.00	0.00	0.00	0.00	75.00	0.00	0.00	0.00	0.00	0.00	75.00			
Total 32 · ACCOUNTING & AUDITING	0.00	0.00	0.00	0.00	0.00	0.00	75.00	1,900.00	0.00	12,500.00	0.00	0.00	14,475.00	25,000.00	-10,525.00	57.9%
34.00 · Other Services																
34.12 · Other services IT Hosting																
34.125 · Cumulus	2,826.00	0.00	0.00	0.00	0.00	0.00	0.00	0.00	0.00	0.00	0.00	0.00	2,826.00			
34.12 · Other services IT Hosting - Other	0.00	0.00	0.00	46.34	0.00	0.00	0.00	23.17	0.00	0.00	0.00	0.00	69.51			
Total 34.12 · Other services IT Hosting	2,826.00	0.00	0.00	46.34	0.00	0.00	0.00	23.17	0.00	0.00	0.00	0.00	2,895.51			
34.13 · NetData Consulting Services	0.00	0.00	0.00	0.00	0.00	0.00	0.00	0.00	0.00	3,675.00	2,272.00	2,240.00	8,187.00			
34.20 · UNIFIRST	1,192.12	1,085.47	659.33	1,807.61	924.55	942.21	1,136.21	1,120.20	806.80	1,008.50	818.03	828.00	12,329.03			
34.31 · Tech Planet MONTHLY FEES	0.00	1,524.25	1,552.25	1,552.25	1,552.25	1,552.25	1,552.25	1,454.25	0.00	0.00	0.00	0.00	10,739.75			
34.33 · Other Contractual Services	219.29	155.30	47.41	250.52	103.60	83.22	136.26	230.14	1,691.15	164.04	4,206.70	147.03	7,434.66			
34.00 · Other Services - Other	0.00	0.00	105.00	0.00	0.00	0.00	0.00	0.00	0.00	0.00	0.00	0.00	105.00			
Total 34.00 · Other Services	4,237.41	2,765.02	2,363.99	3,656.72	2,580.40	2,577.68	2,824.72	2,827.76	2,497.95	4,847.54	7,296.73	3,215.03	41,690.95	34,600.00	7,090.95	120.49%
Total 30 · OPERATING EXPENSES	26,484.80	40,420.11	81,500.03	49,728.45	10,034.60	27,234.29	16,220.30	29,584.96	6,422.71	37,621.55	12,333.23	4,666.64	342,251.67	403,793.73	-61,542.06	84.76%
40 · TRAVEL & PER DIEM																
40.1 · PER DIEM OR MEALS	0.00	864.00	1,847.38	2,980.96	1,488.00	673.79	408.00	0.00	0.00	0.00	546.21	0.00	8,808.34	30,000.00	-21,191.66	29.36%
40.2 · INCIDENTAL TRAVEL	0.00	0.00	-266.01	0.00	33.62	221.91	0.00	0.00	0.00	0.00	289.14	0.00	278.66	1,000.00	-721.34	27.87%
40.3 · PRIVATE VEHICLES	0.00	0.00	1,576.58	0.00	2,970.11	727.62	0.00	8.95	6.32	4.27	840.18	0.00	6,134.03	14,000.00	-7,865.97	43.82%
40.4 · Hotel	2,301.46	6,741.21	-673.23	5,589.99	8,554.99	2,597.75	1,050.00	0.00	-853.50	401.97	-211.82	0.00	25,498.82	30,000.00	-4,501.18	85.0%
40.5 · Air Lines	1,805.64	0.00	0.00	0.00	0.00	-557.30	0.00	0.00	0.00	0.00	0.00	0.00	1,248.34			
Total 40 · TRAVEL & PER DIEM	4,107.10	7,605.21	2,484.72	8,570.95	13,046.72	3,663.77	1,458.00	8.95	-847.18	406.24	1,463.71	0.00	41,968.19	75,000.00	-33,031.81	55.96%
41 · COMMUNICATION SERVICES																
41.1 · Cellular Service	1,796.77	0.00	1,469.83	831.29	784.27	1,005.73	228.04	583.07	590.75	1,243.12	621.94	0.00	9,154.81			
41.2 · Office Phone & Internet	2,035.28	0.00	1,026.97	1,026.97	1,027.32	1,027.32	1,027.32	2,047.30	1,023.65	0.00	155.99	985.11	11,383.23			
41 · COMMUNICATION SERVICES - Other	0.00	0.00	0.00	0.00	0.00	0.00	0.00	0.00	0.00	0.00	0.00	144.34	144.34			

**South Walton County Mosquito Control District
Profit Loss Budget vs. Actual
October 2023 through September 2024**

													TOTAL			
	Oct 23	Nov 23	Dec 23	Jan 24	Feb 24	Mar 24	Apr 24	May 24	Jun 24	Jul 24	Aug 24	Sep 24	Oct '23 - Sep 24	Budget	\$ Over Budget	% of Budget
Total 41 · COMMUNICATION SERVICES	3,832.05	0.00	2,496.80	1,858.26	1,811.59	2,033.05	1,255.36	2,630.37	1,614.40	1,243.12	777.93	1,129.45	20,682.38	35,000.00	-14,317.62	59.09%
42 · FREIGHT SERVICES	210.52	39.54	70.62	84.83	118.59	323.43	103.57	276.23	148.98	193.79	224.26	224.19	2,018.55	4,000.00	-1,981.45	50.46%
43 · UTILITY SERVICES																
43.02 · Water/Sewer	-292.42	65.61	65.61	0.00	135.39	84.09	134.04	89.47	97.08	188.08	91.00	-116.97	540.98			
43.03 · Electrical	801.83	0.00	1,255.41	651.12	703.68	604.24	555.92	0.00	1,408.60	885.65	391.55	0.00	7,258.00			
43.04 · GARBAGE SOLID WASTE SERVICES	195.94	97.97	0.00	97.97	97.97	97.97	0.00	197.08	104.11	99.11	99.11	0.00	1,186.34			
43 · UTILITY SERVICES - Other	0.00	0.00	0.00	0.00	0.00	0.00	0.00	0.00	0.00	0.00	863.55	1,998.52	2,862.07			
Total 43 · UTILITY SERVICES	705.35	163.58	1,321.02	749.09	937.04	786.30	689.96	286.55	1,609.79	1,172.84	1,445.21	1,980.66	11,847.39	20,000.00	-8,152.61	59.24%
44 · RENTALS & LEASES	3,014.14	1,507.07	1,675.31	2,167.07	1,507.07	92.84	2,790.56	1,382.08	1,382.08	2,764.16	1,382.08	1,382.08	21,046.54	50,000.00	-28,953.46	42.09%
45 · INSURANCE																
45.3 · FLOOD INSURANCE	0.00	0.00	0.00	0.00	0.00	3,719.00	-723.00	0.00	0.00	0.00	0.00	0.00	2,996.00			
45.5 · Workers Comp Insurance	13,004.69	0.00	0.00	4,727.00	0.00	0.00	0.00	0.00	0.00	0.00	0.00	0.00	17,731.69			
45.6 · General liability	50,329.00	0.00	0.00	0.00	0.00	0.00	0.00	0.00	0.00	0.00	0.00	0.00	50,329.00			
45 · INSURANCE - Other	0.00	0.00	0.00	0.00	0.00	4,014.00	0.00	0.00	0.00	0.00	0.00	1,867.23	5,881.23			
Total 45 · INSURANCE	63,333.69	0.00	0.00	4,727.00	0.00	7,733.00	-723.00	0.00	0.00	0.00	0.00	1,867.23	76,937.92	105,000.00	-28,062.08	73.27%
46 · REPAIR & MAINTENANCE SERVICES																
46.11 · Maint Bldg/Ground by others	0.00	0.00	0.00	0.00	0.00	2,800.00	0.00	0.00	0.00	0.00	600.00	0.00	3,400.00	10,000.00	-6,600.00	34.0%
46.2 · Maintenance of Automotive Equip	807.60	0.00	0.00	0.00	0.00	100.00	0.00	3,548.50	119.30	0.00	0.00	0.00	4,575.40	3,000.00	1,575.40	152.51%
46.3 · Maintenance of Equipment Office																
46.31 · Software Maintenance Office Eq	1,746.99	254.99	404.89	6,464.99	2,455.79	199.99	215.99	261.98	237.98	3,661.98	1,445.98	245.98	17,597.53	31,000.00	-13,402.47	56.77%
46.33 · IFIX COMPUTERS	282.62	594.22	0.00	0.00	238.05	80.75	191.31	0.00	0.00	0.00	0.00	0.00	1,386.95			
46.34 · NetData	0.00	0.00	0.00	0.00	0.00	0.00	0.00	2,523.25	1,740.57	0.00	0.00	0.00	4,263.82			
46.3 · Maintenance of Equipment Office - Other	0.00	0.00	0.00	0.00	0.00	0.00	0.00	0.00	0.00	0.00	0.00	0.00	0.00	5,000.00	-5,000.00	0.0%
Total 46.3 · Maintenance of Equipment Office	2,029.61	849.21	404.89	6,464.99	2,693.84	280.74	407.30	2,785.23	1,978.55	3,661.98	1,445.98	245.98	23,248.30	36,000.00	-12,751.70	64.58%
46.4 · Maint Other Equipment by others	630.00	0.00	0.00	0.00	1,243.41	0.00	0.00	0.00	0.00	672.50	0.00	220.00	2,765.91	4,000.00	-1,234.09	69.15%
46.5 · Maint of Build & Grounds by Dis	26.48	189.73	0.00	104.08	0.00	526.07	65.29	14.99	0.00	562.33	0.00	14.99	1,503.96	10,000.00	-8,496.04	15.04%
46.6 · Maint of equipment by District	1,048.44	514.86	896.71	304.93	367.03	182.89	611.91	560.97	1,112.30	240.17	1,583.31	206.13	7,629.65	15,000.00	-7,370.35	50.86%
46.61 · Maintenance material	0.00	20.98	0.00	0.00	0.00	0.00	0.00	0.00	0.00	0.00	7.99	0.00	28.97			
Total 46 · REPAIR & MAINTENANCE SERVICES	4,542.13	1,574.78	1,301.60	6,874.00	4,304.28	3,889.70	1,084.50	6,909.69	3,210.15	5,136.98	3,637.28	687.10	43,152.19	78,000.00	-34,847.81	55.32%
47 · PRINTING & BINDING	178.00	0.00	0.00	0.00	60.00	309.39	130.00	0.00	0.00	0.00	0.00	0.00	677.39	5,000.00	-4,322.61	13.55%
48 · PROMOTIONAL ACTIVITIES	1,403.00	411.51	1,651.84	2,030.27	787.53	2,418.39	1,581.57	2,438.03	246.48	2,542.40	1,314.41	138.23	16,963.66	20,000.00	-3,036.34	84.82%
49 · OTHER CURRENT CHARGES																
49.1 · Other Government Agencies	622.83	470.76	225.05	25.00	52.60	242.36	45.87	25.00	0.00	0.00	11.16	0.00	1,720.63			
49.2 · advertising required by law	7.00	7.00	7.00	9.00	9.00	156.22	140.04	400.37	20.25	372.47	9.00	825.65	1,963.00			
49 · OTHER CURRENT CHARGES - Other	37.00	71.00	318.13	327.27	293.48	228.42	325.37	342.66	377.80	277.10	345.89	272.18	3,216.30			
Total 49 · OTHER CURRENT CHARGES	666.83	548.76	550.18	361.27	355.08	627.00	511.28	768.03	398.05	649.57	366.05	1,097.83	6,899.93	8,000.00	-1,100.07	86.25%
50 · SUPPLIES/MATERIALS																
50.1 · Culligan	62.53	36.04	0.00	126.53	0.00	120.88	60.44	111.00	0.00	103.09	0.00	167.23	787.74			
50.3 · Employee Committee	32.96	273.71	4,154.87	38.96	26.99	0.00	467.42	103.59	468.85	118.22	102.53	437.48	6,225.58	7,500.00	-1,274.42	83.01%
51 · Office Supplies	121.10	287.92	232.88	423.06	343.28	276.03	763.85	594.38	823.95	1,194.48	578.50	946.85	6,586.28	12,500.00	-5,913.72	52.69%
Total 50 · SUPPLIES/MATERIALS	216.59	597.67	4,387.75	588.55	370.27	396.91	1,291.71	808.97	1,292.80	1,415.79	681.03	1,551.56	13,599.60	20,000.00	-6,400.40	68.0%
52 · Operating Supplies																
52.1 · Gasoline Oil Lubricant																
52.11 · Gasoline	3,282.54	1,177.72	1,862.04	1,346.83	2,105.01	2,079.01	2,181.04	3,506.04	3,335.71	1,159.64	2,941.28	2,634.74	27,611.60			
52.12 · Diesel																
52.121 · Diesel Exhaust Fluid DEF	0.00	0.00	0.00	0.00	0.00	0.00	0.00	0.00	0.00	0.00	0.00	240.34	240.34			
52.12 · Diesel - Other	1,089.94	0.00	0.00	0.00	1,008.61	1,059.24	697.13	984.67	0.00	0.00	975.09	1,937.74	7,752.42			
Total 52.12 · Diesel	1,089.94	0.00	0.00	0.00	1,008.61	1,059.24	697.13	984.67	0.00	0.00	975.09	2,178.08	7,992.76			

South Walton County Mosquito Control District
Profit Loss Budget vs. Actual
October 2023 through September 2024

													TOTAL			
	Oct 23	Nov 23	Dec 23	Jan 24	Feb 24	Mar 24	Apr 24	May 24	Jun 24	Jul 24	Aug 24	Sep 24	Oct '23 - Sep 24	Budget	\$ Over Budget	% of Budget
52.13 · Gasoline other than District	0.00	0.00	0.00	0.00	196.93	0.00	0.00	0.00	0.00	0.00	0.00	0.00	196.93			
52.1 · Gasoline Oil Lubricant - Other	0.00	665.58	299.96	0.00	0.00	0.00	0.00	0.00	0.00	0.00	0.00	0.00	965.54			
Total 52.1 · Gasoline Oil Lubricant	4,372.48	1,843.30	2,162.00	1,346.83	3,310.55	3,138.25	2,878.17	4,490.71	3,335.71	1,159.64	3,916.37	4,812.82	36,766.83	50,000.00	-13,233.17	73.53%
52.2 · Chemicals Solvents Additives																
52.201 · PermaSease	15,006.25	0.00	0.00	0.00	0.00	29,974.50	0.00	0.00	30,012.50	0.00	15,006.25	15,006.25	105,005.75	91,000.00	14,005.75	115.39%
52.202 · Fyfanon	0.00	0.00	0.00	0.00	0.00	0.00	0.00	18,821.07	18,821.07	0.00	0.00	93,953.35	131,595.49	84,000.00	47,595.49	156.66%
52.204 · VMX Vectomax FG	0.00	15,398.00	15,398.00	0.00	15,398.00	0.00	0.00	15,878.00	0.00	15,878.00	15,878.00	109,706.00	47,000.00	47,000.00	62,706.00	233.42%
52.205 · Altosid P-35	0.00	27,258.00	0.00	0.00	0.00	0.00	0.00	28,070.00	0.00	28,070.00	84,210.00	28,070.00	195,678.00	235,000.00	-39,322.00	83.27%
52.206 · Remoatri	0.00	0.00	0.00	0.00	0.00	0.00	0.00	0.00	0.00	0.00	0.00	0.00	0.00	154,000.00	-154,000.00	0.0%
52.207 · Wisdom TC Flowable	0.00	0.00	0.00	0.00	0.00	0.00	0.00	0.00	0.00	0.00	0.00	0.00	0.00	300.00	-300.00	0.0%
52.208 · Duplex-G Granular IGR	0.00	0.00	0.00	0.00	0.00	0.00	46,080.00	-23,040.00	22,400.00	0.00	0.00	0.00	45,440.00			
52.21 · Natular XRT Tablet	0.00	0.00	0.00	0.00	70,560.00	0.00	0.00	0.00	0.00	0.00	70,560.00	0.00	141,120.00	145,000.00	-3,880.00	97.32%
52.22 · VLX VCTOLEX WDG	0.00	0.00	0.00	0.00	0.00	0.00	0.00	0.00	0.00	1,607.84	0.00	0.00	1,607.84	3,000.00	-1,392.16	53.6%
52.23 · NatularG30 Clarke	0.00	0.00	0.00	0.00	0.00	0.00	0.00	0.00	0.00	0.00	0.00	0.00	0.00	98,000.00	-98,000.00	0.0%
52.24 · ZENIVEX E4 RTU	0.00	0.00	0.00	0.00	0.00	0.00	0.00	0.00	0.00	0.00	0.00	0.00	0.00			
52.25 · Fourstar BTI CRG 35 lb	19,488.00	0.00	0.00	0.00	0.00	39,354.70	0.00	0.00	0.00	0.00	20,846.00	0.00	79,688.70	58,800.00	20,888.70	135.53%
52.26 · Altosid XR Slim	0.00	0.00	0.00	0.00	0.00	0.00	0.00	0.00	0.00	0.00	50,556.00	0.00	50,556.00			
52.28 · VectoBac WDG	0.00	0.00	0.00	0.00	0.00	0.00	0.00	0.00	0.00	0.00	0.00	1,121.12	1,121.12	2,200.00	-1,078.88	50.96%
52.2 · Chemicals Solvents Additives - Other	0.00	0.00	0.00	0.00	0.00	0.00	0.00	0.00	0.00	0.00	0.00	0.00	0.00	40,829.26	-40,829.26	0.0%
Total 52.2 · Chemicals Solvents Additives	34,494.25	42,656.00	15,398.00	0.00	85,958.00	69,329.20	46,080.00	39,729.07	71,233.57	45,555.84	257,056.25	154,028.72	861,518.90	959,129.26	-97,610.36	89.82%
52.3 · Clothing and Wearing Apparel																
52.31 · uniforms	0.00	0.00	0.00	0.00	0.00	0.00	0.00	0.00	0.00	0.00	1,048.48	2,208.13	3,256.61			
52.32 · Boots	507.76	0.00	460.25	150.00	150.00	0.00	0.00	0.00	0.00	0.00	0.00	134.97	1,402.98			
52.33 · Misc. clothing	0.00	0.00	0.00	0.00	0.00	0.00	0.00	1,276.15	48.98	0.00	0.00	0.00	1,325.13			
52.3 · Clothing and Wearing Apparel - Other	0.00	0.00	0.00	0.00	111.50	0.00	0.00	0.00	0.00	0.00	150.00	0.00	261.50			
Total 52.3 · Clothing and Wearing Apparel	507.76	0.00	460.25	150.00	261.50	0.00	0.00	1,276.15	48.98	0.00	1,198.48	2,343.10	6,246.22	10,000.00	-3,753.78	62.46%
52.4 · Misc Supplies & Incidentals																
52.41 · Yellow Fly	0.00	0.00	0.00	0.00	1,961.03	1,492.89	0.00	47.58	0.00	0.00	0.00	0.00	3,501.50	20,000.00	-16,498.50	17.51%
52.411 · UAS - Drone Supplies	5,177.84	-80.01	-798.00	137.76	179.99	5.00	0.00	0.00	0.00	55.00	0.00	10,250.00	14,927.58	40,000.00	-25,072.42	37.32%
52.42 · Mosquito	366.43	78.60	0.00	485.86	2,436.75	153.90	109.39	119.10	128.00	1,721.93	1,417.90	174.00	7,191.86	2,000.00	5,191.86	359.59%
52.43 · DITCHES	0.00	0.00	0.00	0.00	0.00	0.00	0.00	0.00	0.00	0.00	0.00	0.00	0.00	3,000.00	-3,000.00	0.0%
52.44 · Safety	429.23	26.99	0.00	189.30	173.96	382.32	1,175.44	1,209.61	431.78	0.00	471.30	393.07	4,883.00	2,000.00	2,883.00	244.15%
52.45 · Shop	2,652.36	322.73	232.76	237.29	16.32	62.68	37.22	209.47	161.05	119.94	222.41	39.56	4,313.79	5,000.00	-686.21	86.28%
52.47 · Chickens	509.47	1,497.79	242.35	322.90	1,001.26	1,897.41	5,051.38	436.81	126.57	28.27	33.96	1,131.60	12,279.77	3,000.00	9,279.77	409.33%
52.48 · Lab	145.52	55.89	0.00	139.54	1,101.38	139.80	92.29	12.99	176.04	168.56	1,095.32	72.11	3,199.44	10,000.00	-6,800.56	31.99%
52.49 · Fish	0.00	0.00	0.00	437.54	0.00	0.00	0.00	0.00	0.00	0.00	0.00	0.00	437.54	2,000.00	-1,562.46	21.88%
52.4 · Misc Supplies & Incidentals - Other	948.50	0.00	0.00	0.00	4.99	49.75	93.96	0.00	0.00	0.00	0.00	0.00	1,097.20	20,000.00	-18,902.80	5.49%
Total 52.4 · Misc Supplies & Incidentals	10,229.35	1,901.99	-322.89	1,950.19	6,875.68	4,183.75	6,559.68	2,035.56	1,023.44	2,093.70	3,240.89	12,060.34	51,831.68	107,000.00	-55,168.32	48.44%
52.5 · Tool and small implements	2,295.00	208.99	0.00	0.00	19.98	24.95	309.99	144.17	59.91	34.75	0.00	0.00	3,097.74	10,000.00	-6,902.26	30.98%
Total 52 · Operating Supplies	51,898.84	46,610.28	17,697.36	3,447.02	96,425.71	76,676.15	55,827.84	47,675.66	75,701.61	48,843.93	265,411.99	173,244.98	959,461.37	1,136,129.26	-176,667.89	84.45%
54 · BOOKS, DUES & SUBSCRIPTIONS	114.75	0.00	0.00	0.00	473.20	7,500.00	0.00	179.00	0.00	5,219.22	0.00	0.00	13,486.17	35,000.00	-21,513.83	38.53%
55 · TRAINING																
55.1 · Conferences	4,126.36	1,027.00	6,510.00	961.93	658.00	0.00	0.00	0.00	-544.50	0.00	-628.38	0.00	12,110.41			
55.2 · Classroom Education	279.00	0.00	4,230.00	1,600.00	120.00	0.00	0.00	0.00	0.00	0.00	0.00	0.00	6,229.00			
55.3 · Virtual Training	17.85	17.85	197.85	0.00	193.92	0.00	599.00	0.00	0.00	0.00	0.00	256.68	1,283.15			
55 · TRAINING - Other	0.00	0.00	0.00	0.00	0.00	0.00	0.00	100.00	0.00	0.00	0.00	465.00	565.00			
Total 55 · TRAINING	4,423.21	1,044.85	10,937.85	2,561.93	971.92	0.00	599.00	100.00	-544.50	0.00	-628.38	721.68	20,187.56	65,000.00	-44,812.44	31.06%
60 · CAPITAL OUTLAY																

South Walton County Mosquito Control District
Profit Loss Budget vs. Actual
October 2023 through September 2024

	Oct 23	Nov 23	Dec 23	Jan 24	Feb 24	Mar 24	Apr 24	May 24	Jun 24	Jul 24	Aug 24	Sep 24	TOTAL Oct '23 - Sep 24	Budget	\$ Over Budget	% of Budget
60.1 · DAG	23,336.68	1,756.70	0.00	0.00	4,927.75	6,156.50	10,237.50	11,410.00	2,800.00	9,832.36	5,061.25	8,850.00	84,368.74			
60.15 · DAG - Phase II	0.00	0.00	0.00	0.00	0.00	0.00	0.00	0.00	0.00	0.00	3,750.00	71,318.50	75,068.50			
60.2 · Capital Outlay – New Admin	0.00	0.00	0.00	4,564.00	0.00	0.00	185,887.83	317,122.80	573,753.33	596,466.34	97,427.31	956,483.01	2,731,704.62	5,556,000.00	-2,824,295.38	49.17%
60.3 · Capital Outlay - New Shop	0.00	0.00	0.00	0.00	0.00	0.00	0.00	0.00	0.00	0.00	0.00	0.00	0.00	3,030,000.00	-3,030,000.00	0.0%
60.4 · Capital Outlay - New Chick Coop	0.00	0.00	0.00	0.00	0.00	0.00	0.00	0.00	0.00	0.00	0.00	0.00	0.00	35,000.00	-35,000.00	0.0%
60 · CAPITAL OUTLAY - Other	101,395.50	0.00	-3,601.00	10,744.86	335,026.67	19,912.40	0.00	0.00	0.00	0.00	0.00	0.00	463,478.43	670,500.00	-207,021.57	69.12%
Total 60 · CAPITAL OUTLAY	124,732.18	1,756.70	-3,601.00	15,308.86	339,954.42	26,068.90	196,125.33	328,532.80	576,553.33	606,298.70	106,238.56	1,036,651.51	3,354,620.29	9,291,500.00	-5,936,879.71	36.1%
66900 · Reconciliation Discrepancies	0.00	0.00	-0.04	0.04	0.00	140.00	-280.00	0.00	0.00	139.99	0.00	0.00	-0.01			
89 · CONTINGENCY	0.00	0.00	0.00	0.00	0.00	0.00	0.00	0.00	0.00	0.00	0.00	0.00	0.00	700,000.00	-700,000.00	0.0%
Total Expense	432,639.87	262,098.56	334,527.54	266,874.24	615,894.91	306,264.79	416,507.15	568,553.56	821,624.16	936,616.32	550,145.82	1,377,661.48	6,889,408.40	14,427,202.83	-7,537,794.43	47.75%
Net Income	<u>-309,880.23</u>	<u>1,640,384.95</u>	<u>3,512,237.44</u>	<u>256,222.99</u>	<u>-355,915.65</u>	<u>-64,607.45</u>	<u>-88,610.69</u>	<u>-446,670.41</u>	<u>-585,331.34</u>	<u>-873,703.52</u>	<u>-489,493.25</u>	<u>-1,331,807.70</u>	<u>862,825.14</u>	<u>-6,995,016.30</u>	<u>7,857,841.44</u>	<u>-12.34%</u>

South Walton County Mosquito Control District

Profit & Loss Prev Year Comparison

October 2023 through September 2024

	Oct '23 - Sep 24	Oct '22 - Sep 23	\$ Change	% Change
Income				
130.005 · Receivable - Insurance	0.00	-83.93	83.93	100.0%
311.000 · AD VALOREM				
311.001 · Prior Year Taxes/Other	10,869.28	7,438.43	3,430.85	46.12%
311.000 · AD VALOREM - Other	6,977,890.85	6,086,198.71	891,692.14	14.65%
Total 311.000 · AD VALOREM	6,988,760.13	6,093,637.14	895,122.99	14.69%
361.000 · Interest income	724,263.47	474,558.68	249,704.79	52.62%
364.000 · Disposition of Fixed Assets	0.00	77,200.00	-77,200.00	-100.0%
369.000 · Other Misc Revenues	737.73	638.49	99.24	15.54%
370 · Insurance Proceeds	36,745.00	100.00	36,645.00	36,645.0%
380 · Other Sources	1,727.21	1,109.59	617.62	55.66%
Total Income	7,752,233.54	6,647,159.97	1,105,073.57	16.63%
Gross Profit	7,752,233.54	6,647,159.97	1,105,073.57	16.63%
Expense				
10 · PERSONAL SERVICES				
11 · Commissioner Salaries	14,400.36	12,184.92	2,215.44	18.18%
12 · Regular Salaries and wages				
16 · Compensated annual leave	75,462.09	57,287.02	18,175.07	31.73%
12 · Regular Salaries and wages - Other	1,095,406.78	953,938.28	141,468.50	14.83%
Total 12 · Regular Salaries and wages	1,170,868.87	1,011,225.30	159,643.57	15.79%
14 · Overtime				
18 · Compensated Compensatory Leave	4,782.06	5,094.12	-312.06	-6.13%
14 · Overtime - Other	762.74	3,067.20	-2,304.46	-75.13%
Total 14 · Overtime	5,544.80	8,161.32	-2,616.52	-32.06%
10 · PERSONAL SERVICES - Other	0.00	0.00	0.00	0.0%
Total 10 · PERSONAL SERVICES	1,190,814.03	1,031,571.54	159,242.49	15.44%
20 · PERSONAL SERVICES BENEFITS				
21 · FICA Taxes	89,206.55	76,102.47	13,104.08	17.22%
21.3 · Federal Unemployment	1,434.03	1,321.67	112.36	8.5%
22 · Retirement contributions				

South Walton County Mosquito Control District
Profit & Loss Prev Year Comparison
October 2023 through September 2024

	<u>Oct '23 - Sep 24</u>	<u>Oct '22 - Sep 23</u>	<u>\$ Change</u>	<u>% Change</u>
22.2 · FRS paid by District	193,812.86	149,943.31	43,869.55	29.26%
Total 22 · Retirement contributions	193,812.86	149,943.31	43,869.55	29.26%
23 · Life and Health Insurance				
23.1 · AFLAC	1,409.47	10.73	1,398.74	13,035.79%
23.2 · Walton County Group Medical	-4,754.65	231,716.77	-236,471.42	-102.05%
23.3 · Vision	196.64	130.21	66.43	51.02%
23.35 · Walton County Life (OCHS)	-1,051.06	-212.62	-838.44	-394.34%
23.4 · Life Insurance	11,004.55	4,106.40	6,898.15	167.99%
23.5 · STD/LTD	12,570.38	17,272.53	-4,702.15	-27.22%
23.55 · Dental	8,141.39	8,078.25	63.14	0.78%
23.6 · Guardian	0.00	32.77	-32.77	-100.0%
23.7 · Supplement Insurance Program	2,492.00	1,366.00	1,126.00	82.43%
23.8 · BCBS of Florida - Medical Insur	397,300.88	0.00	397,300.88	100.0%
Total 23 · Life and Health Insurance	427,309.60	262,501.04	164,808.56	62.78%
25 · Unemployment Compensation	187.14	2,550.54	-2,363.40	-92.66%
26 · Other postemployment benefits				
26.2 · Jose Hernandez	13,959.50	11,979.04	1,980.46	16.53%
26.3 · Geraldine Via	13,913.70	12,055.48	1,858.22	15.41%
26 · Other postemployment benefits - Other	12,970.20	0.00	12,970.20	100.0%
Total 26 · Other postemployment benefits	40,843.40	24,034.52	16,808.88	69.94%
Total 20 · PERSONAL SERVICES BENEFITS	752,793.58	516,453.55	236,340.03	45.76%
30 · OPERATING EXPENSES				
30.3 · Kristine Faulk	1,800.00	1,800.00	0.00	0.0%
30.4 · Donna Johns	0.00	295.22	-295.22	-100.0%
30.5 · J Doug Liles	1,800.00	1,800.00	0.00	0.0%
30.6 · Stephen Young	1,800.00	750.00	1,050.00	140.0%
31 · Professional Services				
31.1 · Property Appraiser Fees	69,437.80	73,147.65	-3,709.85	-5.07%
31.2 · Tax Collector Fees	138,412.94	121,879.30	16,533.64	13.57%
31.4 · Medical Services	1,544.00	1,833.00	-289.00	-15.77%

South Walton County Mosquito Control District
Profit & Loss Prev Year Comparison
October 2023 through September 2024

	<u>Oct '23 - Sep 24</u>	<u>Oct '22 - Sep 23</u>	<u>\$ Change</u>	<u>% Change</u>
Total 31 · Professional Services	209,394.74	196,859.95	12,534.79	6.37%
31.3 · Legal and Engineering Service				
31.6 · Legal Services	21,126.98	18,813.88	2,313.10	12.3%
31.8 · Albrecht Engineering	1,890.00	2,250.00	-360.00	-16.0%
31.3 · Legal and Engineering Service - Other	48,799.00	90.00	48,709.00	54,121.11%
Total 31.3 · Legal and Engineering Service	71,815.98	21,153.88	50,662.10	239.49%
32 · ACCOUNTING & AUDITING				
32.1 · Audit	12,500.00	18,125.00	-5,625.00	-31.03%
32.2 · OPEB	1,900.00	3,100.00	-1,200.00	-38.71%
32 · ACCOUNTING & AUDITING - Other	75.00	4,125.00	-4,050.00	-98.18%
Total 32 · ACCOUNTING & AUDITING	14,475.00	25,350.00	-10,875.00	-42.9%
34.00 · Other Services				
34.12 · Other services IT Hosting				
34.125 · Cumulus	2,826.00	1,944.00	882.00	45.37%
34.12 · Other services IT Hosting - Other	69.51	5,559.96	-5,490.45	-98.75%
Total 34.12 · Other services IT Hosting	2,895.51	7,503.96	-4,608.45	-61.41%
34.13 · NetData Consulting Services	8,187.00	0.00	8,187.00	100.0%
34.20 · UNIFIRST	12,329.03	10,009.15	2,319.88	23.18%
34.31 · Tech Planet MONTHLY FEES	10,739.75	14,345.75	-3,606.00	-25.14%
34.33 · Other Contractual Services	7,434.66	6,803.38	631.28	9.28%
34.00 · Other Services - Other	105.00	779.00	-674.00	-86.52%
Total 34.00 · Other Services	41,690.95	39,441.24	2,249.71	5.7%
Total 30 · OPERATING EXPENSES	342,776.67	287,450.29	55,326.38	19.25%
40 · TRAVEL & PER DIEM				
40.1 · PER DIEM OR MEALS	8,808.34	5,748.52	3,059.82	53.23%
40.2 · INCIDENTAL TRAVEL	278.66	85.47	193.19	226.03%
40.3 · PRIVIATE VEHICLES	6,134.03	6,508.39	-374.36	-5.75%
40.4 · Hotel	25,498.82	18,159.51	7,339.31	40.42%
40.5 · Air Lines	1,248.34	3,376.61	-2,128.27	-63.03%
Total 40 · TRAVEL & PER DIEM	41,968.19	33,878.50	8,089.69	23.88%

South Walton County Mosquito Control District
Profit & Loss Prev Year Comparison
October 2023 through September 2024

	<u>Oct '23 - Sep 24</u>	<u>Oct '22 - Sep 23</u>	<u>\$ Change</u>	<u>% Change</u>
41 · COMMUNICATION SERVICES				
41.1 · Cellular Service	9,154.81	14,271.03	-5,116.22	-35.85%
41.2 · Office Phone & Internet	11,383.23	12,058.02	-674.79	-5.6%
41 · COMMUNICATION SERVICES - Other	144.34	1,462.40	-1,318.06	-90.13%
Total 41 · COMMUNICATION SERVICES	20,682.38	27,791.45	-7,109.07	-25.58%
42 · FREIGHT SERVICES	2,018.55	5,662.43	-3,643.88	-64.35%
43 · UTILITY SERVICES				
43.02 · Water/Sewer	540.98	1,609.00	-1,068.02	-66.38%
43.03 · Electrical	7,258.00	7,056.10	201.90	2.86%
43.04 · GARBAGE SOLID WASTE SERVICES	1,186.34	1,149.25	37.09	3.23%
43 · UTILITY SERVICES - Other	2,862.07	1,002.64	1,859.43	185.45%
Total 43 · UTILITY SERVICES	11,847.39	10,816.99	1,030.40	9.53%
44 · RENTALS & LEASES	21,046.54	18,086.22	2,960.32	16.37%
45 · INSURANCE				
45.3 · FLOOD INSURANCE	2,996.00	3,682.00	-686.00	-18.63%
45.5 · Workers Comp Insurance	17,731.69	10,812.25	6,919.44	64.0%
45.6 · General liability	50,329.00	49,839.75	489.25	0.98%
45 · INSURANCE - Other	5,881.23	14,628.00	-8,746.77	-59.8%
Total 45 · INSURANCE	76,937.92	78,962.00	-2,024.08	-2.56%
46 · REPAIR & MAINTENANCE SERVICES				
46.11 · Maint Bldg/Ground by others	3,400.00	2,257.54	1,142.46	50.61%
46.2 · Maintenance of Automotive Equip	4,575.40	2,785.46	1,789.94	64.26%
46.3 · Maintenance of Equipment Office				
46.31 · Software Maintenance Office Eq	17,597.53	15,207.66	2,389.87	15.72%
46.33 · IFIX COMPUTERS	1,386.95	9,333.73	-7,946.78	-85.14%
46.34 · NetData	4,263.82	0.00	4,263.82	100.0%
46.3 · Maintenance of Equipment Office - Other	0.00	3,400.75	-3,400.75	-100.0%
Total 46.3 · Maintenance of Equipment Office	23,248.30	27,942.14	-4,693.84	-16.8%
46.4 · Maint Other Equipment by others	2,765.91	1,437.97	1,327.94	92.35%
46.5 · Maint of Build & Grounds by Dis	1,503.96	2,187.91	-683.95	-31.26%

South Walton County Mosquito Control District
Profit & Loss Prev Year Comparison
October 2023 through September 2024

	<u>Oct '23 - Sep 24</u>	<u>Oct '22 - Sep 23</u>	<u>\$ Change</u>	<u>% Change</u>
46.6 · Maint of equipment by District	7,629.65	8,733.15	-1,103.50	-12.64%
46.61 · Maintenance material	28.97	23.04	5.93	25.74%
Total 46 · REPAIR & MAINTENANCE SERVICES	43,152.19	45,367.21	-2,215.02	-4.88%
47 · PRINTING & BINDING	677.39	1,833.58	-1,156.19	-63.06%
48 · PROMOTIONAL ACTIVITIES	16,963.66	11,665.63	5,298.03	45.42%
49 · OTHER CURRENT CHARGES				
49.1 · Other Government Agencies	1,720.63	3,120.50	-1,399.87	-44.86%
49.2 · advertising required by law	1,963.00	5,626.54	-3,663.54	-65.11%
49 · OTHER CURRENT CHARGES - Other	3,216.30	1,188.95	2,027.35	170.52%
Total 49 · OTHER CURRENT CHARGES	6,899.93	9,935.99	-3,036.06	-30.56%
50 · SUPPLIES/MATERIALS				
50.1 · Culligan	787.74	703.23	84.51	12.02%
50.3 · Employee Committee	6,225.58	5,067.56	1,158.02	22.85%
51 · Office Supplies	6,586.28	9,021.17	-2,434.89	-26.99%
Total 50 · SUPPLIES/MATERIALS	13,599.60	14,791.96	-1,192.36	-8.06%
52 · Operating Supplies				
52.1 · Gasoline Oil Lubricant				
52.11 · Gasoline	27,611.60	27,790.31	-178.71	-0.64%
52.12 · Diesel				
52.121 · Diesel Exhaust Fluide DEF	240.34	255.19	-14.85	-5.82%
52.12 · Diesel - Other	7,752.42	8,683.97	-931.55	-10.73%
Total 52.12 · Diesel	7,992.76	8,939.16	-946.40	-10.59%
52.13 · Gasoline other than District	196.93	0.00	196.93	100.0%
52.1 · Gasoline Oil Lubricant - Other	965.54	859.78	105.76	12.3%
Total 52.1 · Gasoline Oil Lubricant	36,766.83	37,589.25	-822.42	-2.19%
52.2 · Chemicals Solvents Additives				
52.201 · PermaSease	105,005.75	91,047.50	13,958.25	15.33%
52.202 · Fyfanon	131,595.49	97,152.00	34,443.49	35.45%
52.204 · VMX Vectomax FG	109,706.00	136,259.00	-26,553.00	-19.49%
52.205 · Altosid P-35	195,678.00	0.00	195,678.00	100.0%

South Walton County Mosquito Control District
Profit & Loss Prev Year Comparison
October 2023 through September 2024

	<u>Oct '23 - Sep 24</u>	<u>Oct '22 - Sep 23</u>	<u>\$ Change</u>	<u>% Change</u>
52.208 · Duplex-G Granular IGR	45,440.00	0.00	45,440.00	100.0%
52.21 · Natular XRT Tablet	141,120.00	8,606.40	132,513.60	1,539.71%
52.22 · VLX VCTOLEX WDG	1,607.84	7,665.70	-6,057.86	-79.03%
52.23 · NatularG30 Clarke	0.00	38,760.00	-38,760.00	-100.0%
52.24 · ZENIVEX E4 RTU	0.00	0.00	0.00	0.0%
52.25 · Fourstar BTI CRG 35 lb	79,688.70	38,001.60	41,687.10	109.7%
52.26 · Altosid XR Slim	50,556.00	133,900.80	-83,344.80	-62.24%
52.28 · VectoBac WDG	1,121.12	3,155.81	-2,034.69	-64.47%
52.2 · Chemicals Solvents Additives - Other	0.00	0.00	0.00	0.0%
Total 52.2 · Chemicals Solvents Additives	861,518.90	554,548.81	306,970.09	55.36%
52.3 · Clothing and Wearing Apparel				
52.31 · uniforms	3,256.61	142.95	3,113.66	2,178.15%
52.32 · Boots	1,402.98	2,143.14	-740.16	-34.54%
52.33 · Misc. clothing	1,325.13	119.97	1,205.16	1,004.55%
52.3 · Clothing and Wearing Apparel - Other	261.50	736.60	-475.10	-64.5%
Total 52.3 · Clothing and Wearing Apparel	6,246.22	3,142.66	3,103.56	98.76%
52.4 · Misc Supplies & Incidentals				
52.41 · Yellow Fly	3,501.50	11,262.99	-7,761.49	-68.91%
52.411 · UAS - Drone Supplies	14,927.58	12,573.24	2,354.34	18.73%
52.42 · Mosquito	7,191.86	4,455.54	2,736.32	61.41%
52.43 · DITCHES	0.00	1,618.52	-1,618.52	-100.0%
52.44 · Safety	4,883.00	2,719.87	2,163.13	79.53%
52.45 · Shop	4,313.79	5,357.28	-1,043.49	-19.48%
52.47 · Chickens	12,279.77	5,060.88	7,218.89	142.64%
52.48 · Lab	3,199.44	6,485.09	-3,285.65	-50.67%
52.49 · Fish	437.54	3,821.16	-3,383.62	-88.55%
52.4 · Misc Supplies & Incidentals - Other	1,097.20	4,399.66	-3,302.46	-75.06%
Total 52.4 · Misc Supplies & Incidentals	51,831.68	57,754.23	-5,922.55	-10.26%
52.5 · Tool and small implements	3,097.74	1,783.67	1,314.07	73.67%
Total 52 · Operating Supplies	959,461.37	654,818.62	304,642.75	46.52%

South Walton County Mosquito Control District

Profit & Loss Prev Year Comparison

October 2023 through September 2024

	<u>Oct '23 - Sep 24</u>	<u>Oct '22 - Sep 23</u>	<u>\$ Change</u>	<u>% Change</u>
54 · BOOKS, DUES & SUBSCRIPTIONS	13,486.17	19,878.09	-6,391.92	-32.16%
55 · TRAINING				
55.1 · Conferences	12,110.41	10,712.00	1,398.41	13.06%
55.2 · Classroom Education	6,229.00	11,702.55	-5,473.55	-46.77%
55.3 · Virtual Training	1,283.15	390.26	892.89	228.79%
55 · TRAINING - Other	565.00	45.00	520.00	1,155.56%
Total 55 · TRAINING	<u>20,187.56</u>	<u>22,849.81</u>	<u>-2,662.25</u>	<u>-11.65%</u>
60 · CAPITAL OUTLAY				
60.1 · DAG	84,368.74	275,424.51	-191,055.77	-69.37%
60.15 · DAG - Phase II	75,068.50	0.00	75,068.50	100.0%
60.2 · Capital Outlay – New Admin	2,731,704.62	5,183.75	2,726,520.87	52,597.46%
60 · CAPITAL OUTLAY - Other	463,478.43	582,593.92	-119,115.49	-20.45%
Total 60 · CAPITAL OUTLAY	<u>3,354,620.29</u>	<u>863,202.18</u>	<u>2,491,418.11</u>	<u>288.63%</u>
66900 · Reconciliation Discrepancies	-0.01	249.88	-249.89	-100.0%
Total Expense	<u>6,889,933.40</u>	<u>3,655,265.92</u>	<u>3,234,667.48</u>	<u>88.49%</u>
Net Income	<u><u>862,300.14</u></u>	<u><u>2,991,894.05</u></u>	<u><u>-2,129,593.91</u></u>	<u><u>-71.18%</u></u>

South Walton County Mosquito Control District Transaction List by Vendor September 2024

Type	Date	Num	Memo	Account	Clr	Split	Debit	Credit
98 BBQ								
Credit Card Charge	09/17/2024	9/17/24		204.000 · Trustmark ...	X	50.3 · Employe...		200.00
ACE HARDWARE								
Credit Card Charge	09/23/2024	9/23/24		204.000 · Trustmark ...	X	46.5 · Maint of ...		14.99
ADAPCO								
Bill	09/01/2024	137588		202.000 · Accounts ...		52.202 · Fyfanon		93,953.35
Bill Pmt -Check	09/03/2024	1169		102.004 · Ameris Ch...	X	202.000 · Acco...		15,006.25
Bill	09/06/2024	138376		202.000 · Accounts ...		52.204 · VMX ...		15,878.00
Bill Pmt -Check	09/17/2024	1178		102.004 · Ameris Ch...	X	202.000 · Acco...		109,831.35
Bill	09/18/2024	138474		202.000 · Accounts ...		52.28 · VectoB...		1,121.12
Bill	09/23/2024	138521		202.000 · Accounts ...		52.201 · Perma...		15,006.25
Bill Pmt -Check	09/24/2024	1191		102.004 · Ameris Ch...		202.000 · Acco...		16,127.37
ADOBE								
Check	09/17/2024	ACH	Invoice 28733...	102.004 · Ameris Ch...	X	46.31 · Softwar...		29.99
Check	09/23/2024	ACH	Invoice 28802...	102.004 · Ameris Ch...	X	46.31 · Softwar...		19.99
AFLAC								
Check	09/05/2024		Invoice 09715...	102.004 · Ameris Ch...	X	23.1 · AFLAC		1,274.90
Air-Tech								
Bill	09/10/2024	244640		202.000 · Accounts ...		60.2 · Capital ...		44,533.00
Bill Pmt -Check	09/17/2024	1179		102.004 · Ameris Ch...	X	202.000 · Acco...		44,533.00
AMAZON								
Credit Card Charge	09/03/2024	0492220		204.000 · Trustmark ...	X	52.44 · Safety		393.07
Credit Card Charge	09/03/2024	9122669		204.000 · Trustmark ...	X	52.48 · Lab		58.37
Credit Card Charge	09/03/2024	8510641		204.000 · Trustmark ...	X	51 · Office Sup...		177.68
Credit Card Charge	09/03/2024	4421806		204.000 · Trustmark ...	X	51 · Office Sup...		17.98
Credit Card Charge	09/03/2024	8802625		204.000 · Trustmark ...	X	51 · Office Sup...		149.50
Credit Card Charge	09/03/2024	6949805		204.000 · Trustmark ...	X	51 · Office Sup...		29.10
Credit Card Credit	09/03/2024	9/3/24		204.000 · Trustmark ...	X	52.31 · uniforms	30.68	
Credit Card Charge	09/09/2024	5156260		204.000 · Trustmark ...	X	51 · Office Sup...		70.85
Credit Card Charge	09/10/2024	2445060		204.000 · Trustmark ...	X	51 · Office Sup...		14.49
Credit Card Charge	09/11/2024	8139414		204.000 · Trustmark ...	X	52.48 · Lab		13.74
Credit Card Charge	09/11/2024	7003405		204.000 · Trustmark ...	X	52.31 · uniforms		143.96
Credit Card Charge	09/11/2024	7003405	VOID:	204.000 · Trustmark ...	X	52.31 · uniforms	0.00	
Credit Card Charge	09/16/2024	3146626		204.000 · Trustmark ...	X	52.44 · Safety		18.80
Credit Card Credit	09/16/2024	3146626		204.000 · Trustmark ...		52.44 · Safety	18.80	
Credit Card Charge	09/17/2024	0077069		204.000 · Trustmark ...	X	52.31 · uniforms		39.99
Credit Card Credit	09/18/2024	87162...		204.000 · Trustmark ...	X	52.31 · uniforms	42.28	
Credit Card Credit	09/18/2024	70034...		204.000 · Trustmark ...	X	52.31 · uniforms	143.96	
Credit Card Charge	09/18/2024	5255450		204.000 · Trustmark ...	X	51 · Office Sup...		61.27
Credit Card Charge	09/18/2024	1310616		204.000 · Trustmark ...	X	52.31 · uniforms		158.31
Credit Card Credit	09/18/2024	1310616		204.000 · Trustmark ...		52.31 · uniforms	18.99	
Credit Card Credit	09/18/2024	1310616		204.000 · Trustmark ...		52.31 · uniforms	139.32	
AT&T								
Credit Card Charge	09/05/2024	05252...		204.000 · Trustmark ...	X	41 · COMMUNI...		144.34
Beach Repro & Copy Center								
Bill	09/04/2024	14911		202.000 · Accounts ...		48 · PROMOTI...		100.00
Bill Pmt -Check	09/17/2024	1180		102.004 · Ameris Ch...		202.000 · Acco...		100.00
BEARD								
Bill Pmt -Check	09/03/2024	1170	88002-26803	102.004 · Ameris Ch...	X	202.000 · Acco...		952.31
Bill	09/30/2024	2024876		202.000 · Accounts ...		46.6 · Maint of ...		742.69
Credit	09/30/2024	2024853		202.000 · Accounts ...		46.6 · Maint of ...	631.45	
Blue Cross Blue Shield								
Check	09/12/2024	ACH	K6249	102.004 · Ameris Ch...	X	-SPLIT-		35,683.54
Builders FirstSource								
Bill	09/16/2024	74217...		202.000 · Accounts ...		60.2 · Capital ...		521.70
Bill	09/17/2024	74196...		202.000 · Accounts ...		60.2 · Capital ...		456.96
Bill	09/19/2024	74161...		202.000 · Accounts ...		60.2 · Capital ...		43,992.77
Bill Pmt -Check	09/24/2024	1192		102.004 · Ameris Ch...	X	202.000 · Acco...		978.66
CHELCO								
Check	09/26/2024	ACH	Statement # 3...	102.004 · Ameris Ch...		43 · UTILITY S...		999.26
Check	09/26/2024	ACH	Statement 31...	102.004 · Ameris Ch...	X	43 · UTILITY S...		999.26
CLARKE								
Bill Pmt -Check	09/03/2024	1171	S01461	102.004 · Ameris Ch...	X	202.000 · Acco...		70,560.00
COASTAL ICE DISTRIBUTORS								
Credit Card Charge	09/01/2024	123836		204.000 · Trustmark ...	X	52.42 · Mosquito		174.00
Coral Industries, Inc								
Bill Pmt -Check	09/03/2024	1172		102.004 · Ameris Ch...	X	202.000 · Acco...		24,403.75
Crawford Electric Supply								
Bill	09/01/2024	S0129...		202.000 · Accounts ...		60.2 · Capital ...		2,194.71
Bill	09/01/2024	S0129...		202.000 · Accounts ...		60.2 · Capital ...		1,127.66
Bill	09/01/2024	S0129...		202.000 · Accounts ...		60.2 · Capital ...		582.69
Bill	09/01/2024	S0129...		202.000 · Accounts ...		60.2 · Capital ...		219.27
Bill	09/01/2024	S0129...		202.000 · Accounts ...		60.2 · Capital ...		119.66
Bill	09/01/2024	S0129...		202.000 · Accounts ...		60.2 · Capital ...		548.12
Bill Pmt -Check	09/17/2024	1181		102.004 · Ameris Ch...	X	202.000 · Acco...		4,792.11

South Walton County Mosquito Control District Transaction List by Vendor September 2024

Type	Date	Num	Memo	Account	Clr	Split	Debit	Credit
CULLIGAN								
Bill	09/01/2024	Aug 2...		202.000 · Accounts ...		50.1 · Culligan		73.72
Bill Pmt -Check	09/17/2024	1182		102.004 · Ameris Ch...	X	202.000 · Acco...		73.72
Bill	09/30/2024	Septe...		202.000 · Accounts ...		50.1 · Culligan		93.51
DAG								
Bill Pmt -Check	09/09/2024	1175		102.004 · Ameris Ch...	X	202.000 · Acco...		5,061.25
Bill Pmt -Check	09/17/2024	1183		102.004 · Ameris Ch...		202.000 · Acco...		3,750.00
Bill	09/30/2024	24079...		202.000 · Accounts ...		60.15 · DAG - ...		71,318.50
Bill	09/30/2024	18106...		202.000 · Accounts ...		60.1 · DAG		8,850.00
DEFUNIAK HERALD								
Bill	09/23/2024	7817Z		202.000 · Accounts ...		49.2 · advertisi...		9.00
Bill Pmt -Check	09/24/2024	1193		102.004 · Ameris Ch...		202.000 · Acco...		9.00
Bill	09/30/2024	00000...		202.000 · Accounts ...		49.2 · advertisi...		643.50
Empire Pipe & Supply								
Bill	09/17/2024	2158205		202.000 · Accounts ...		60.2 · Capital ...		11,792.50
Bill Pmt -Check	09/18/2024	1189		102.004 · Ameris Ch...		202.000 · Acco...		11,792.50
EVENTBRITE								
Credit Card Charge	09/18/2024	10463...		204.000 · Trustmark ...	X	55.3 · Virtual Tr...		57.04
Credit Card Charge	09/18/2024	10463...		204.000 · Trustmark ...	X	55.3 · Virtual Tr...		57.04
Credit Card Charge	09/18/2024	10463...		204.000 · Trustmark ...	X	55.3 · Virtual Tr...		57.04
Credit Card Charge	09/20/2024	10483...		204.000 · Trustmark ...	X	55.3 · Virtual Tr...		28.52
Credit Card Charge	09/20/2024	10483...		204.000 · Trustmark ...	X	55.3 · Virtual Tr...		28.52
Credit Card Charge	09/20/2024	10483...		204.000 · Trustmark ...	X	55.3 · Virtual Tr...		28.52
FACEBOOK								
Credit Card Charge	09/22/2024	32BV...		204.000 · Trustmark ...	X	48 · PROMOTI...		37.01
Credit Card Charge	09/22/2024	ATP4...		204.000 · Trustmark ...	X	48 · PROMOTI...		1.22
FAT DADDYS PIZZA								
Credit Card Charge	09/25/2024	9/25/24		204.000 · Trustmark ...	X	50.3 · Employe...		179.45
FEDEX								
Check	09/05/2024	ACH	Invoice 8-609-...	102.004 · Ameris Ch...	X	42 · FREIGHT ...		41.91
Check	09/12/2024	ACH	187759331	102.004 · Ameris Ch...	X	42 · FREIGHT ...		42.00
Check	09/19/2024	ACH	Invoice 8-623-...	102.004 · Ameris Ch...	X	42 · FREIGHT ...		42.91
Check	09/26/2024	ACH	Invoice 8-630-...	102.004 · Ameris Ch...	X	42 · FREIGHT ...		41.82
Check	09/26/2024	ACH	VOID: Invoice ...	102.004 · Ameris Ch...	X	42 · FREIGHT ...	0.00	
General Journal	09/26/2024	22-21	For CHK ACH...	102.004 · Ameris Ch...	X	42 · FREIGHT ...		41.82
FMCA								
Bill	09/09/2024	4306-...		202.000 · Accounts ...		55 · TRAINING		465.00
Bill Pmt -Check	09/17/2024	1184		102.004 · Ameris Ch...	X	202.000 · Acco...		465.00
FRS Employee FLDOR								
Liability Check	09/30/2024	ACH		102.004 · Ameris Ch...		-SPLIT-		17,136.03
Global Aerospace Inc								
Check	09/12/2024	ACH		102.004 · Ameris Ch...	X	45 · INSURAN...		1,867.23
GreenLink Networks								
Check	09/03/2024	ACH	Invoice 43653	102.004 · Ameris Ch...	X	34.33 · Other C...		45.34
HAND ARENDALL HARRISON SALE LLC								
Check	09/16/2024	ACH	Invoice 415626	102.004 · Ameris Ch...	X	31.3 · Legal an...		1,000.00
Check	09/30/2024	ACH	Invoice 418591	102.004 · Ameris Ch...		31.3 · Legal an...		525.00
INDEED								
Check	09/03/2024	ACH	Invoice USI24...	102.004 · Ameris Ch...	X	49.2 · advertisi...		173.15
INTUIT								
Credit Card Charge	09/02/2024	13334...		204.000 · Trustmark ...	X	46.31 · Softwar...		196.00
Leading Edge Aerial								
Bill	09/11/2024	3184		202.000 · Accounts ...		52.411 · UAS - ...		10,250.00
Bill Pmt -Check	09/17/2024	1185		102.004 · Ameris Ch...	X	202.000 · Acco...		10,250.00
LONDON FOGGERS								
Bill Pmt -Check	09/17/2024	1186		102.004 · Ameris Ch...	X	202.000 · Acco...		431.50
Lumen								
Check	09/17/2024	ACH	311800522 In...	102.004 · Ameris Ch...	X	41.2 · Office P...		985.11
Mehlhorn's Mini Mart								
Bill	09/11/2024	9/11/24		202.000 · Accounts ...		52.47 · Chickens		651.60
Bill Pmt -Check	09/24/2024	1194		102.004 · Ameris Ch...		202.000 · Acco...		651.60
NATIONWIDE								
Check	09/12/2024	ACH		102.004 · Ameris Ch...	X	10.6 · NATION...		100.00
Check	09/24/2024	ACH		102.004 · Ameris Ch...	X	10.6 · NATION...		100.00
NetData Consulting Services								
Check	09/24/2024	ACH	Invoice 48350	102.004 · Ameris Ch...	X	34.13 · NetDat...		2,240.00
Check	09/30/2024	ACH		102.004 · Ameris Ch...		51 · Office Sup...		388.50
OREILLY								
Bill Pmt -Check	09/03/2024	1173	300737	102.004 · Ameris Ch...	X	202.000 · Acco...		113.88
Bill	09/23/2024	5340-...		202.000 · Accounts ...		-SPLIT-		94.89
Bill Pmt -Check	09/24/2024	1195	300737	102.004 · Ameris Ch...		202.000 · Acco...		94.89
Quality Air LLC								
Check	09/17/2024	ACH		102.004 · Ameris Ch...	X	46.4 · Maint Ot...		95.00
Check	09/24/2024	ACH	Invoice #275	102.004 · Ameris Ch...	X	46.4 · Maint Ot...		125.00
REGIONAL UTILITIES								
Credit	09/01/2024	Duplic...		202.000 · Accounts ...		43.02 · Water/...	188.08	
Bill	09/01/2024	7/16/2...		202.000 · Accounts ...		43.02 · Water/...		71.11

South Walton County Mosquito Control District Transaction List by Vendor September 2024

Type	Date	Num	Memo	Account	Clr	Split	Debit	Credit
RETIF								
Check	09/03/2024	ACH	Inv IN-0253186	102.004 · Ameris Ch...	X	52.121 · Diesel...		240.34
Check	09/04/2024	ACH	Invoice IN-025...	102.004 · Ameris Ch...	X	52.12 · Diesel		944.55
Check	09/12/2024	ACH		102.004 · Ameris Ch...	X	52.11 · Gasoline		1,573.26
Check	09/23/2024	ACH	Invoice IN-025...	102.004 · Ameris Ch...	X	-SPLIT-		2,054.67
Roofers Mart								
Bill	09/20/2024	04342...		202.000 · Accounts ...		60.2 · Capital ...		15,151.20
Bill	09/20/2024	04342...		202.000 · Accounts ...		60.2 · Capital ...		35,619.69
Rusty Barn Farm								
Bill	09/23/2024	9/23/2...		202.000 · Accounts ...		52.47 · Chickens		300.00
Bill	09/23/2024	9/23/2...		202.000 · Accounts ...		52.47 · Chickens		180.00
Bill Pmt -Check	09/24/2024	1196		102.004 · Ameris Ch...	X	202.000 · Acco...		480.00
SRM Concrete								
Bill	09/17/2024	10106...		202.000 · Accounts ...		60.2 · Capital ...		3,350.00
Bill Pmt -Check	09/18/2024	1190		102.004 · Ameris Ch...		202.000 · Acco...		3,350.00
Bill	09/20/2024	10106...		202.000 · Accounts ...		60.2 · Capital ...		1,348.00
Standard Insurance								
Check	09/05/2024	ACH	9/1-9/30/24	102.004 · Ameris Ch...	X	23.55 · Dental		1,225.88
Check	09/05/2024	ACH	9/1/24-9/30/24	102.004 · Ameris Ch...	X	23.3 · Vision		311.92
Check	09/10/2024	ACH		102.004 · Ameris Ch...	X	-SPLIT-		1,856.62
Trustmark								
Credit Card Credit	09/01/2024	CC Re...		204.000 · Trustmark ...	X	369.000 · Othe...	0.21	
Trustmark Credit Card								
Bill	09/01/2024			202.000 · Accounts ...		204.000 · Trust...		7,489.85
Bill Pmt -Check	09/09/2024	1176		102.004 · Ameris Ch...	X	202.000 · Acco...		6,268.13
UNIFIRST								
Bill Pmt -Check	09/03/2024	1174	1723204	102.004 · Ameris Ch...	X	202.000 · Acco...		207.54
Bill	09/04/2024	20400...		202.000 · Accounts ...		34.20 · UNIFIR...		207.54
Bill	09/11/2024	20400...		202.000 · Accounts ...		34.20 · UNIFIR...		207.54
Bill Pmt -Check	09/17/2024	1187	1723204	102.004 · Ameris Ch...	X	202.000 · Acco...		374.17
Bill	09/18/2024	20400...		202.000 · Accounts ...		34.20 · UNIFIR...		206.46
Bill Pmt -Check	09/24/2024	1197	1723204	102.004 · Ameris Ch...		202.000 · Acco...		206.46
Bill	09/30/2024	20400...		202.000 · Accounts ...		34.20 · UNIFIR...		206.46
United States Treasury								
Liability Check	09/11/2024	E-pay	59-1089665 Q...	102.004 · Ameris Ch...	X	-SPLIT-		9,882.70
Liability Check	09/23/2024	E-pay	59-1089665 Q...	102.004 · Ameris Ch...	X	-SPLIT-		10,427.70
UPS								
Credit Card Charge	09/18/2024	9/18/24		204.000 · Trustmark ...	X	42 · FREIGHT ...		13.73
VESERIS								
Bill Pmt -Check	09/09/2024	1177		102.004 · Ameris Ch...	X	202.000 · Acco...		28,070.00
Bill	09/30/2024	1563310	PO 24-49	202.000 · Accounts ...		52.205 · Altosi...		28,070.00
Walmart Superstore								
Credit Card Charge	09/11/2024	9/11/24		204.000 · Trustmark ...	X	50.3 · Employe...		58.03
Credit Card Charge	09/25/2024	9/25/24		204.000 · Trustmark ...	X	51 · Office Sup...		37.48
WASTE MANAGEMENT								
Check	09/17/2024	ACH	9619775-4814...	102.004 · Ameris Ch...	X	43.04 · GARBA...		99.11
Wharton-Smith Inc								
Check	09/09/2024	ACH	Pay App #5	102.004 · Ameris Ch...	X	60.2 · Capital ...		438,437.79
Bill	09/30/2024	06		202.000 · Accounts ...		60.2 · Capital ...		351,510.94
White Cap								
Bill	09/01/2024	50027...		202.000 · Accounts ...		60.2 · Capital ...		3,431.35
Bill	09/01/2024	50028...		202.000 · Accounts ...		60.2 · Capital ...		1,545.00
WILLSCOT								
Credit Card Charge	09/25/2024	90219...		204.000 · Trustmark ...	X	44 · RENTALS ...		1,382.08
Wrangler								
Credit Card Charge	09/05/2024	27465...		204.000 · Trustmark ...	X	52.31 · uniforms		2,681.31
Credit Card Credit	09/15/2024	9/15/24		204.000 · Trustmark ...	X	52.31 · uniforms	175.45	
Credit Card Credit	09/18/2024	9/18/24		204.000 · Trustmark ...	X	52.31 · uniforms	106.98	
Credit Card Credit	09/18/2024	9/18/2...		204.000 · Trustmark ...	X	52.31 · uniforms	157.78	
XEROX CORPOPRTATION								
Bill	09/01/2024	02197...		202.000 · Accounts ...		34.33 · Other C...		14.16
Bill	09/01/2024	02197...		202.000 · Accounts ...		34.33 · Other C...		87.53
Bill Pmt -Check	09/17/2024	1188		102.004 · Ameris Ch...	X	202.000 · Acco...		101.69



South Walton Mosquito District

Director
Darrin Dunwald

Commissioners
Seat 1 – Doug Liles
Seat 2 – Steve Young
Seat 3 – Kristine Faulk

Resolution 25-001

NOW THEREFORE, be it resolved, the South Walton County Mosquito Control District authorizes Ameris Bank to open a Commercial Credit Card Account with a monthly spending limit of \$200,000.00. The authorized signers on such accounts will be:

- Commissioner, Steve Young
- Commissioner, Kristine Faulk
- Commissioner, J Doug Liles
- Director, Darrin Dunwald
- Operations Manager, Gerry Williams
- Finance Manager, Cammie Henderson
- Accountant, Melissa Johnson

Cammie Henderson, Finance/HR Manager, and/or Melissa Johnson, Accountant, will be the authorized users/administrators on such accounts.

BE IT SO RESOLVED, by South Walton County Mosquito Control District Board of Commissioners on this 17th day of October 2024.

Chairman
South Walton County Mosquito Control District

ATTEST:

Commissioner

774 North County Hwy 393
Santa Rosa Beach, FL 32459
(850) 267-2112 Office
(850) 267-2712 Fax

BOARD PERFORMANCE EVALUATION

Page 1 of 3

Employee: Darrin Dunwald

Review Period: 2022-2023

Delivered By: Steve Young

Ratings: Top Performer (TP), Strong Performer (SP), Solid Performer (S), Needs Improvement (NI), Unacceptable (U)

CORE COMPETENCIES	Avg Rating
Service Excellence – Solution-oriented, committed to achieving results and efficiently meeting the needs of the public and mosquito control.	TP
Teamwork & Collaboration – Communicates and work effectively as part of the District team to achieve common goals.	SP
Self-Management – Sets challenging goals for personal achievement and holds himself responsible for the results.	SP
Professional Integrity – Operates transparently and applies District processes, rules, and regulations in a consistent manner.	SP
Leadership Excellence – Sets a positive vision and strategic direction for the future that motivates District staff to high achievement.	TP
Management Excellence – Manages the people, processes, and resources of the District to achieve operational goals and create stakeholder value.	SP

2024 GOALS AND ACCOMPLISHMENTS	
<p>Manager New Building Construction.</p> <ul style="list-style-type: none"> • Hired the Construction Management Team/Wharton Smith • Broke ground April 25th, 2024 • Initiated ODP (Owner Direct Purchasing) which has saved close to \$100k as of this date • Acquired a 5-year lease with the county for a 1-acre parcel for ditch maintenance equipment storage (ran out room on district property during construction) <p>Finish Design and programming Phase 2 of the Maintenance Building.</p> <ul style="list-style-type: none"> • Design is complete; programming in-progress <p>Continue to improve relationships with the County, Developers, and Constituents.</p> <ul style="list-style-type: none"> • Facilitated and attended several meetings with Walton County Administrator, Planning Department, Code Compliance, and County Engineers • Attend bi-monthly TRC Planning Meetings and comment on planning reviews to developers that may impact South Walton Mosquito ditches 	SP

- Worked together with several HOA's by giving presentations at their meetings and answering homeowners' questions and addressing their concerns
- Created a stronger media presence through numerous articles in local publications and several interviews with local TV news outlets

Reestablish Interlocal Agreement with Walton County.

- In-progress, still in discussion with Walton County Public Works and North Walton Mosquito Control

Develop and achieve metrics for Safety.

- Assemble a 6-person Safety Committee
- Monthly committee meetings
- Hold bi-weekly safety briefings to field team members on current safety concerns and matters
- Zero Workman's Compensation Claims this fiscal year
- Tracking near misses
- Utilized near misses as a training
- Safety field inspections conducted daily

Perfect the UAS program, possibly by way of LiDAR.

- Perfecting and expanding the UAS program
- Hired 2nd drone pilot (in-house promotion)
- Treated over 850 acres
- Purchased new mapping UAS, Skydio X-10 drone
- Central Life Sciences, Inc. completed a promotional video showcasing our UAS program
- LiDar program is projected for fiscal year 2025-2026

Other accomplishments completed during 2023-2024 Fiscal year

- Resolved the conflict with neighbors on the chicken coop situation. Due to having a close relationship with North Walton MCD, I was able to temporarily relocate the sentinel chicken flock to be housed until the new district facility is complete
- Due to staffing changes during the year, I have taken over all ditch management and county planning/development projects in addition to my existing duties
- Saved tax dollars hiring within the organization. We have a great team and have been able to maximize the potential of our team members with specialized training to help them succeed
- Saved taxpayer dollars by switching our telecommunications/internet from Lumen to T-Mobile cutting our bill in half (\$1200/month to less than \$600/month)
- Reduced employee uniform costs 50% going from linen service to in-house
- Re-appointed as NW Florida Regional Representative for FMCA
- Conducted a presentation at the FMCA Annual Conference in November 2023

BOARD PERFORMANCE EVALUATION

Page 2 of 3

Board Member Comments and Feedback (Optional):

Darrin is a strong performer committed to the health & safety of the public by controlling vector mosquitoes.

He has a great attitude and treats his position as much more than a career.

Personally invested in giving our staff and constituents amazing leadership.

Motivated and by far accelerates on every level.

BOARD PERFORMANCE EVALUATION

Page 3 of 3

Employee: Darrin Dunwald

Review Period: 2023-2024

Delivered By: Steve Young

GOALS FOR 2024-2025

Implementation of a strategic plan.
Publish a high-quality annual report.
Complete building projects within the budget.
Satellite Office
Improve community transparency
Seek ways to increase the district's effectiveness in carrying out our mission.

EMPLOYEE COMMENTS *(optional)*

--

SIGNATURES

	Sign	Title	Date
Commissioner:		Chair	
Employee:		Director	



FRIDAY

Stats on 34 Fridays

For the last year we have monitored our Friday productivity.

Services	Calls	Visits
Dumpsters	19	10
Service Requests	15	0
Spray Inquiries	1	0
Complaints	2	0
Miscellaneous	8	2
Total	45	12

Yellow Fly Kits	16	44
-----------------	----	----



Legal



304 Magnolia Avenue
Panama City, FL 32401
T (850) 769-3434
F (850) 769-6121

South Walton County Mosquito
Control District
Attn: Executive Director
774 N Co Hwy 393
Santa Rosa Beach, FL 32459

Fed. I.D. No: 63-0259798

Invoice Date: October 9, 2024
Invoice Number: 418591

Amy E. Myers

INVOICE TOTAL DUE \$ 525.00

36694 **South Walton County Mosquito Control District**
227912 **General Representation**

Professional Services Rendered Through September 30, 2024

TOTAL FEES THIS INVOICE	525.00
TOTAL AMOUNT DUE	\$ 525.00



**HAND ARENDALL
HARRISON SALE**

Invoice Date: October 9, 2024

Invoice Number: 418591

Amy E. Myers

Page 2

36694
227912

South Walton County Mosquito Control District
General Representation

PROFESSIONAL SERVICES RENDERED:

<u>DATE</u>	<u>TIMEKEEPER</u>	<u>NARRATIVE</u>	<u>HOURS</u>
09/04/2024	AEM	Email from Cammie Henderson re employee matter. Review FMLA requirements for certification.	0.50
09/06/2024	AEM	Research and consider District liability for PFOA and PFOS. Review EPA enforcement policy, state laws proposed.	0.50
09/24/2024	AEM	Telephone call to Director re meeting, plan for Phase II and presentation of costs.	0.30
09/24/2024	AEM	Telephone conference with Office Manager and Director re employee matter. Email from Office Manager re same.	0.40
09/26/2024	AEM	Review agenda package. Review DAG proposal. Email from and to Director re proposal, meeting.	0.40
TOTAL FEES AND HOURS			
			\$ 525.00 2.10

TOTAL AMOUNT DUE FOR THIS INVOICE	\$ 525.00
--	------------------



304 Magnolia Avenue
Panama City, FL 32401
T (850) 769-3434
F (850) 769-6121

REMITTANCE AND PAYMENT INSTRUCTIONS

South Walton County Mosquito Control District
Attn: Executive Director
774 N Co Hwy 393
Santa Rosa Beach, FL 32459

Invoice Date: October 9, 2024
Invoice Number: 418591
Amy E. Myers

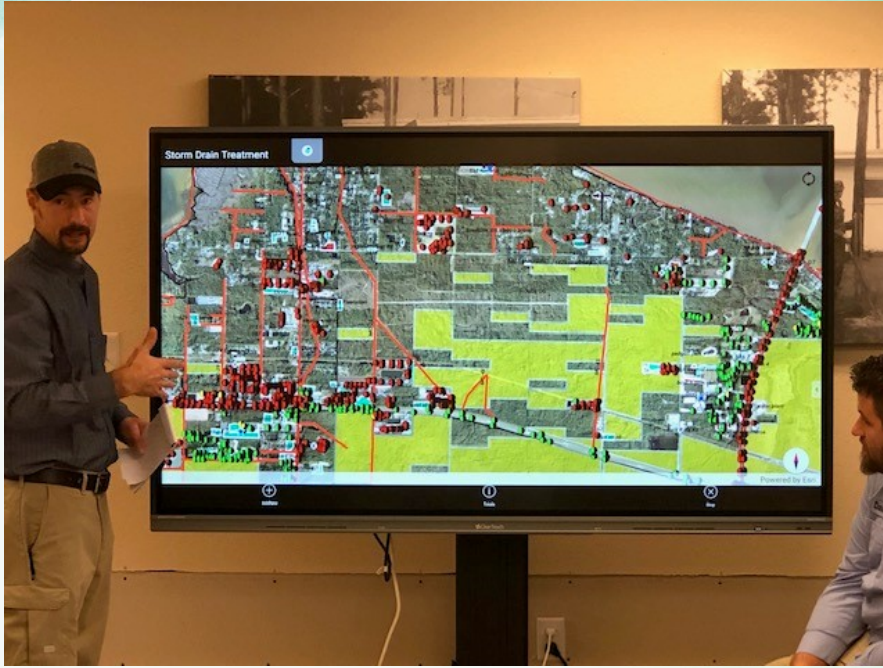
INVOICE TOTAL DUE \$ 525.00

36694 **South Walton County Mosquito Control District**
227912 **General Representation**

TOTAL AMOUNT DUE FOR THIS INVOICE **\$ 525.00**

Please Use One of Our Convenient Payment Options

Payment via ACH:	Bank Name: TrustMark National Bank ABA/Routing Number: 065300279 Account Number: 3500101071
Payment via Wire: <i>(bank wire fees may apply)</i>	Bank Name: TrustMark National Bank ABA/Routing Number: 065300279 Account Number: 3500101071 Bank Address: 248 East Capital Street, Jackson, MS 39201
Payment via Check:	Hand Arendall Harrison Sale LLC P.O. Box 123 Mobile, AL 36601
Pay Online:	Existing users, click the "Pay Online" button or visit https://secure.lawpay.com/pages/handarendall/operating to make a payment online using your bank account or credit card. First time users – email agoodwin@handfirm.com



Operations



SOUTH WALTON COUNTY MOSQUITO CONTROL DISTRICT

Operations Report September 2024

MONTHLY VALUES				ON HAND		
ADULTICIDE						
CHEMICAL	MONTHLY OUTPUT	UNIT	UNIT VALUE	MONTHLY \$ VALUE	MONTHLY INVENTORY	INVENTORY \$\$
Permasease 3-15	241.5	GAL	\$45.00	\$10,867.50	248.5	\$11,182.50
Fyfanon EW	230	GAL	\$57.00	\$13,110.00	180	\$10,260.00
	0	0	\$0.00	\$0.00	0	\$0.00
TOTAL				\$23,977.50	TOTAL	
					\$21,442.50	
LARVICIDE						
CHEMICAL	MONTHLY OUTPUT	UNIT	UNIT VALUE	MONTHLY \$ VALUE	MONTHLY INVENTORY	INVENTORY \$\$
Altosid P-35	1400	POUND	\$19.47	\$27,258.00	0	\$0.00
ALTOSID XR	0	EACH	\$3.42	\$0.00	0	\$0.00
VECTOBAC WDG	8.75	POUND	\$35.00	\$306.25	32.5	\$1,137.50
Vectolex FG	0	POUND	\$6.26	\$0.00	0	\$0.00
COCO BEAR	0	17	\$0.15	\$0.00	11,669	\$1,781.86
VECTOLEX WDG	13.5	POUND	\$60.81	\$820.94	14.5	\$881.75
FOURSTAR BTI CRG	622	POUND	\$14.66	\$9,118.52	35	\$513.10
Metalarv WSP	4	EACH	\$1.88	\$7.52	119	\$223.72
NATULAR G30	0	POUND	\$18.91	\$0.00	0	\$0.00
NATULAR XRT	3375	EACH	\$5.35	\$18,056.25	10,263	\$54,907.05
VectoMax FG	526.5	POUND	\$9.92	\$5,222.88	1073.5	\$10,649.12
	0	0	\$0.00	\$0.00	0	\$0.00
TOTAL			\$60,790.36		TOTAL	
					\$70,094.09	
HERBICIDE						
Cornerstone	0	OZ	\$0.10	\$0.00	0	\$0.00
SURF AC	0	OZ	\$0.10	\$0.00	0	\$0.00
LESCO 3WY	0	OZ	\$0.09	\$0.00	0	\$0.00
TOTAL				\$0.00	TOTAL	
					\$84,767.86	\$91,536.59
OTHER SERVICES						
SERVICE REQUEST	23					
SPRAY MISSIONS	35					
LARVICIDE MISSIONS	1					
SORTIES	36					
COMMENTS						

September 2024 Entomology Department Summary

Back in the Lab:

September saw a tropical storm roll through the area, increasing rain. Due to the previous drought conditions, eggs had accumulated, receiving the awaited moisture, and adults dumped additional eggs in the new water sources, which caused an influx of mosquitoes at many of our trap sites (Figure 1).

Our response was to place storm drain treatments on hold and to start larviciding and adulticide spraying to reduce the numbers and prevent even more from piling in.

Unfortunately, this happened while we were already under a health alert for West Nile. With this bump in numbers came an increase in vector mosquitoes, increasing the potential for the spread of the disease.

This storm has made this September more challenging than last year (Figure 2). We must also remain diligent because dengue has become local in a few counties in South Florida.

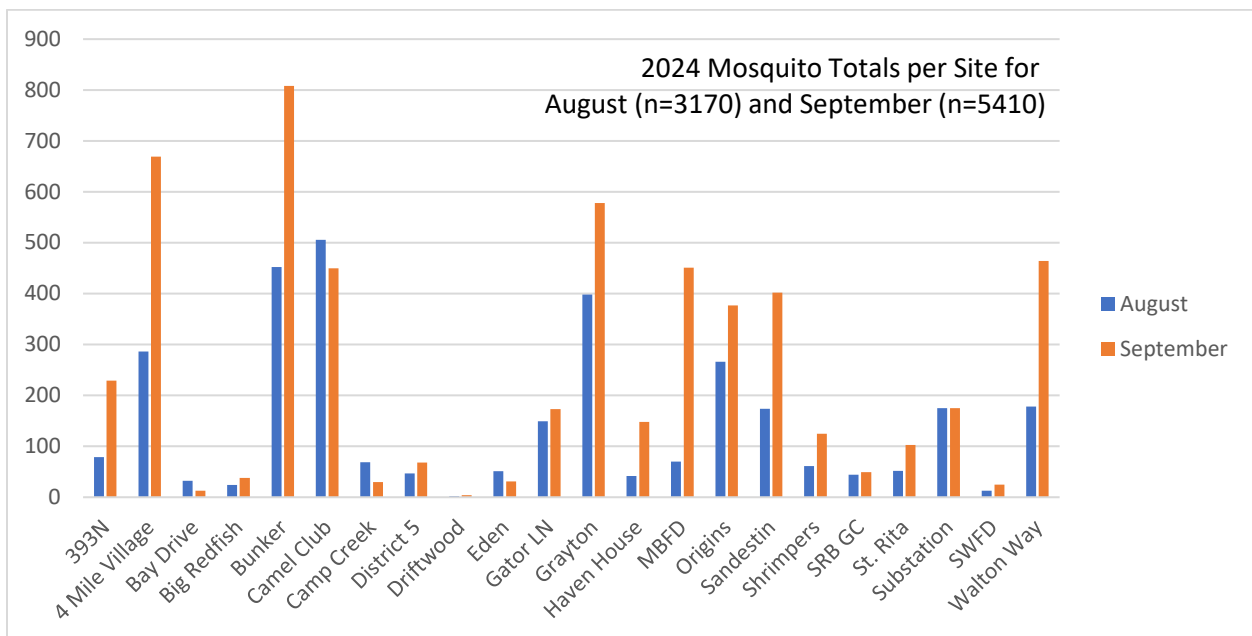


Figure 1. *Totals are from permanent trap sites only

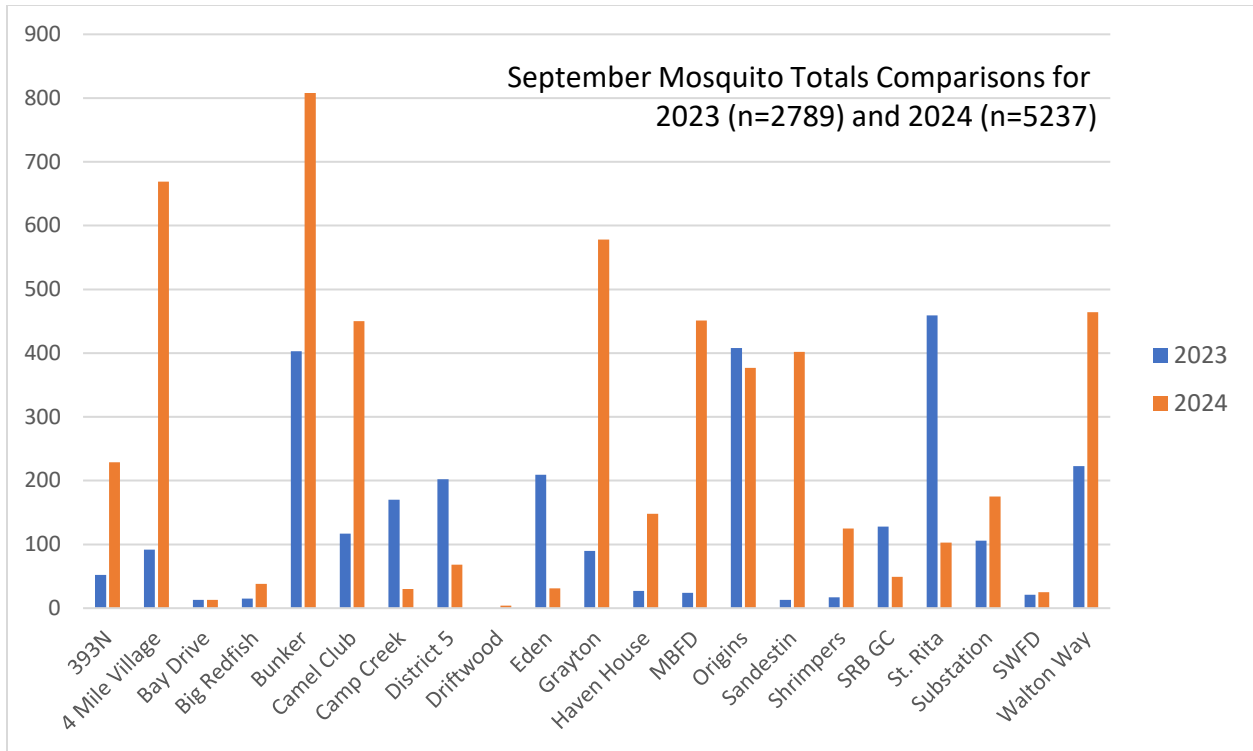


Figure 2. *Totals are from permanent trap sites only

Sentinel Chicken and Arbovirus Surveillance

West Nile is still hitting this area. We are seeing the rise or sustaining of positive chickens in September (Figure 3) at most sites. A correlation of an increase in vector mosquitoes such as *Cx. nigripalpus* and positive birds are indicated (not shown here due to unavoidable differences in trapping at each location). For the year, we have had 95 positive birds across the sites as of September (Figure 4). Due to recently wet conditions, we expect an unusually high October initially.

We continue to strive to understand what makes our sites susceptible to a virus appearing in our sentinel chickens and, therefore, potentially humans. As we continue to collect our current data and work on future projects with the new lab, we hope to better understand and predict future outbreaks and do preventative treatment even more effectively.

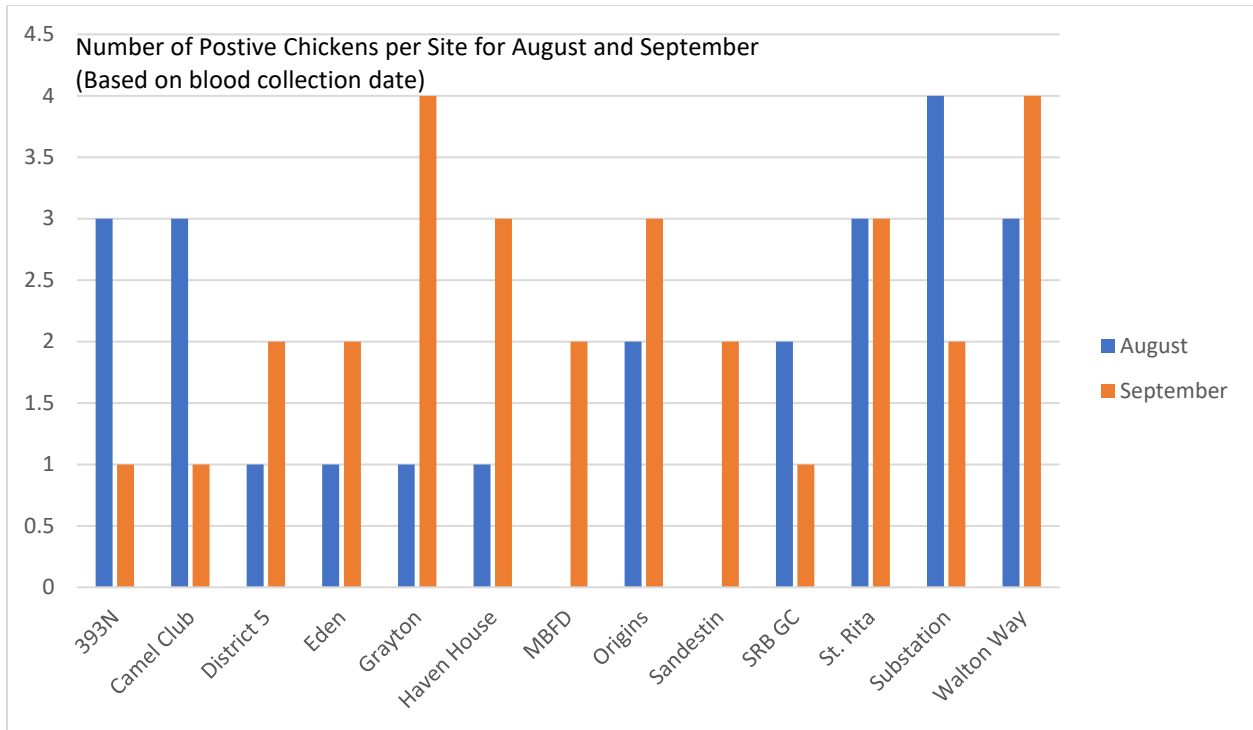


Figure 3.

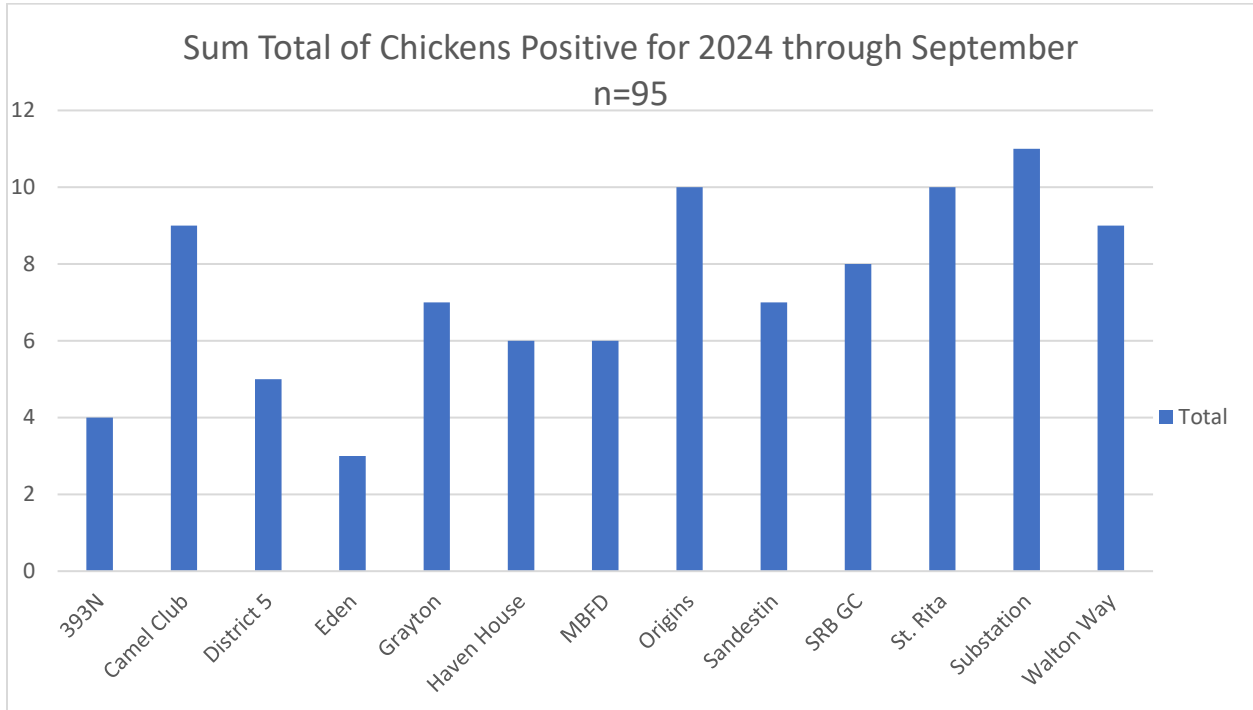


Figure 4.

Old Business





New Business





South Walton County Mosquito Control District

Director
Darrin Dunwald

Commissioners
Seat 1 – Doug Liles
Seat 2 – Steve Young
Seat 3 – Kristine Faulk

Board Meeting Action Items

Item	Assigned to: