

# SWCMCD South Walton County Mosquito Control District


## NEW HEADQUARTERS BUILDING

774 County Highway 393 North  
Santa Rosa Beach, Florida 32549

OWNER CONTACTS:		ARCHITECT:	PROJECT INDEX:		
South Walton County Mosquito Control District. 774 County Highway 393 North Santa Rosa Beach, Florida 32549 Phone: 850-267-2112  Director: Darrin Dunwald Email: director@swcmcd.org Phone: 850-267-2112		DAG Architects, Inc. 1223 Airport Road Destin, Florida 32541 Phone: 850-837-8152  PIC: Patrick L. Ballasch AIA, LEED AP Email: pballasch@dagarchitects.com Phone: 850-337-6458	<b>GENERAL:</b> G100 Set Cover Sheet - Project Stats, Code Review, Sheet Index, Design Team.  <b>LIFE SAFETY:</b> LS101 Life Safety Plan  <b>CIVIL:</b> C1.0 Cover Sheet C1.1 General Notes (1 of 2) C1.2 General Notes (2 of 2) C2.0 Existing Conditions Plan Key Map C2.1 Existing Conditions Plan (1 of 3) C2.2 Existing Conditions Plan (2 of 3) C2.3 Existing Conditions Plan (3 of 3) C3.0 Erosion Control & Demolition Plan Key Map C3.1 Erosion Control & Demolition Plan (1 of 3) C3.2 Erosion Control & Demolition Plan (2 of 3) C3.3 Erosion Control & Demolition Plan (3 of 3) C4.0 Site Plan Key Map C4.1 Site Plan (1 of 3) C4.2 Site Plan (2 of 3) C4.3 Site Plan (3 of 3) C5.0 Grading Plan Key Map C5.1 Grading Plan (1 of 3) C5.2 Grading Plan (2 of 3) C5.3 Grading Plan (3 of 3) C6.0 Drainage Plan Key Map C6.1 Drainage Plan (1 of 3) C6.2 Drainage Plan (2 of 3) C6.3 Drainage Plan (3 of 3) C7.0 Utility Key Map C7.1 Utility Plan (1 of 3) C7.2 Utility Plan (2 of 3) C7.3 Utility Plan (3 of 3) C8.1 Pond Sections (1 of 2) C8.2 Pond Sections (2 of 2) C9.0 Erosion Control Details C10.1 Construction Details (1 of 2) C10.2 Construction Details (2 of 2) C11.1 Regional Utilities Details  <b>STRUCTURAL:</b> S001 General Notes S002 Wind Load Tables S101 Foundation Plan S102 Mezzanine Framing Plan S103 Roof Framing Plans S500 Structural Details S501 Structural Details S502 Structural Details S503 Structural Details S504 Structural Details		
<b>CIVIL ENGINEERING</b> O'Connell & Associates Consulting Engineers, LLC 1394 County Highway 283 S. Building #3 Santa Rosa Beach, Florida 32459 Phone: 850-403-4555  EIC: Alex London, Civil Project Engineer Email: alex@oconnellengineers.com Phone: 850-403-4555		<b>STRUCTURAL ENGINEERING:</b> O'Connell & Associates Consulting Engineers, LLC 1394 County Highway 283 S. Building #3 Santa Rosa Beach, Florida 32459 Phone: 850-403-4555  EIC: Josh Barker, P.E. Structural Engineering Mgr. Email: josh@oconnellengineers.com Phone: 850-403-4555	<b>ARCHITECTURAL:</b> A100 Site Plan A101 Annotation Floor Plan A102 Mezzanine Floor Plan A103 Dimension Floor Plan A104 Reflected Ceiling Plan A105 Roof Plan A113 Finish Floor Plan  A201 Elevations A202 Elevations  A301 Building Sections A311 Wall Sections A312 Wall Sections A401 Enlarged Floor Plans & Interior Elevations A402 Enlarged Floor Plans & Interior Elevations A403 Enlarged Floor Plans & Interior Elevations A404 Enlarged Floor Plans & Interior Elevations A411 Plan Details A501 Door Schedule and Window Schedule  <b>FIRE PROTECTION:</b> FP100 Fire Protection, Legend, Schedules and Notes FP200 Fire Protection Plan  <b>PLUMBING:</b> P100 Plumbing Legends, Schedules and Notes P101 Plumbing Details P102 Plumbing Specifications P200 Plumbing Sanitary Plan P201 Plumbing Domestic Water Plan P300 Plumbing Riser Diagrams  <b>MECHANICAL:</b> M100 HVAC Legends, Schedules and Notes M101 HVAC Schedules M200 HVAC Floor Plan M300 HVAC Details M301 HVAC Details M302 HVAC Details M303 HVAC Details		
<b>LANDSCAPE ARCHITECTURE</b> O'Connell & Associates Consulting Engineers, LLC 1394 County Highway 283 S. Building #3 Santa Rosa Beach, Florida 32459 Phone: 850-403-4555  EIC: Michael G. Ekblad, P.L.A. Director of Operations Email: michael@oconnellengineers.com Phone: 850-403-4555		<b>PLUMBING &amp; MECHANICAL ENGINEERING</b> Watford Engineering 4452 Clinton Street Marianna, Florida 32446 Phone: 850-526-3447  EIC: Keith A. Johnson, Vice President Email: keith@watford-engineering.com Phone: 850-526-3447	<b>ELECTRICAL:</b> E001 Electrical Legend & Notes E101 Site Plan - Electrical E201 Floor Plan - Power E202 Enlarged Plan - Power E301 Floor Plan - HVAC E302 Mezzanine Plan - HVAC E401 Floor Plan - Lighting E402 Mezzanine Plan - Lighting E501 Roof Plan - Lighting Protection E601 Electrical Details E602 Electrical Details E603 Grounding Details E604 Lighting Protection Details E701 Lighting Controls & Fixture Schedule E702 Lighting Control Details E703 Lighting Control Details E801 Single Line Power Riser E901 Panel Schedules  <b>TELECOM:</b> T001 Telecom Legend and Notes T002 Telecom General Notes T101 Telecom Site Plan T102 Telecom Site Details T111 Telecom Floor Plan T201 Telecom Details T202 Telecom Details T203 Telecom Details T204 Telecom Grounding Details T301 Telecom Single Line Diagrams T401 Telecom Enlarged Plans T501 Telecom Rack Elevations  <b>SECURITY:</b> TY001 Security Legend and Notes TY111 Security Floor Plan TY201 Security Details TY202 Security Details  <b>AUDIOVISUAL:</b> TA001 AV Legend and Notes TA002 AV General Notes TA111 AV Overall Floor Plan TA112 AV Enlarged Floor Plans TA201 AV Details		
		<b>ELECTRICAL ENGINEERING:</b> HG Engineers 142 Eglin Parkway SE Fort Walton Beach, Florida 32548 Phone: 850-243-6723  EIC: Dan White, P.E. LEED A.P. (BD+C) Email: dwhite@hngineers.com Phone: 850-243-6723			
Project Statistics & Code Review		Project Team	Project Sheet Index		



DAG ARCHITECTS  
DAG Architects, AAC000745  
1223 Airport Road Destin, Florida 32541  
850.837.8152 www.dagarchitects.com



South Walton County Mosquito Control District  
New Headquarters Building

774 North County Highway 393  
Santa Rosa Beach, Florida 32459

### PERMIT SET

No.	Description	Date
-	-	-
-	-	-
-	-	-
-	-	-
-	-	-
-	-	-
-	-	-
-	-	-
-	-	-
-	-	-

### COVER SHEET STATS, CODES, INDEX, TEAM

Project number: 18106  
Date: 08-02-2023  
PIC: PLB  
PM: SLN

# G100

CONSULTANT SHALL REMAIN THE PROPERTY OF THE CONSULTANT. THE CONSULTANT SHALL RETAIN ALL RIGHTS OF INTELLECTUAL PROPERTY IN ANY INFORMATION, NOTES, DATA, AND OTHER DOCUMENTS AND INSTRUMENTS OF SERVICE PROVIDED TO THE CLIENT. ANY REUSE OR REPRODUCTION OF ANY OF THE INFORMATION, NOTES, DATA, AND OTHER DOCUMENTS AND INSTRUMENTS OF SERVICE WITHOUT THE WRITTEN CONSENT OF DAG ARCHITECTS IS PROHIBITED. PUNISHABLE UNDER THE PENALTY OF LAWS, STATUTES, SECTION 158.003, AN INDIVIDUAL EMPLOYEE OR AGENT MAY NOT BE HELD INDIVIDUALLY LIABLE FOR NEGLIGENCE. COMMON LAW, STATUTORY AND OTHER RESERVED RIGHTS, INCLUDING THE COPYRIGHT THEREIN, ARE RESERVED BY DAG ARCHITECTS.



CHAPTER 1 ADMINISTRATION

A. Applicable Building Codes

- a. Florida Building Code: Building, 7th Edition (2020)
b. Florida Building Code: Accessibility, 7th Edition (2020)
c. Florida Building Code: Energy Conservation, 7th Edition (2020)
d. Florida Building Code: Fuel Gas, 7th Edition (2020)
e. Florida Building Code: Mechanical, 7th Edition (2020)
f. Florida Building Code: Plumbing, 7th Edition (2020)
g. Florida Fire Prevention Code (FFPC), 7th Edition (2020)
h. National Electric Code (NEC) 2020 Edition

CHAPTER 2 DEFINITIONS - Not Listed

CHAPTER 3 USE AND OCCUPANCY CLASSIFICATION

- One Tenant
A. Business Group B, Office and Laboratories

CHAPTER 5 GENERAL HEIGHTS & AREAS

- A. Building Areas and Heights:
a. Height = 22'-0"
Story(s) = 1 story
Building Floor Area = 10,150 GSF
Covered Porches = 1,002 GSF
B. Allowable Building Height (Table 504.3), Number of Stories (Table 504.4), and Building Area (Table 506.2)
Construction Type = V (Chapter 6)
Fire Resistant Rating = B
Automatic Sprinkler System throughout = S (Tables 504.3 & 504.4), One Story = S1 (Table 506.2)
Building Height Limit = 75'-0"
Maximum Stories, Group B = 4
Maximum Area per Floor, Group B = 36,000 SF
C. Required Separation of Occupancies (Table 508.4): No Separation Required between Groups B

CHAPTER 6 TYPES OF CONSTRUCTION

- A. Construction Classification
Type V B (Section 602.5)
B. Fire Resistant Rating Requirements (hours) For Building Elements (Table 601) - Type VB:
a. Structural Frame = 0 hours
b. Bearing Walls - Exterior = 0 hours
c. Bearing Walls - Interior = 0 hours
d. Non-bearing walls and partitions - Exterior = See Table 602
1. <5 = 2 hours (F-1, S-1) and 1 hours (B)
2. >=5 to <10 = 1 hours
3. >=10 to <30 = 0 hours
4. >=30 = 0 hours
e. Non-bearing walls and partitions - Interior = 0 hours
f. Floor Construction = 0 (d,i) hours
1. (d) = not applicable
2. (i) = not applicable
g. Roof Construction = 0 hours

CHAPTER 7 FIRE-RESISTANT RATED CONSTRUCTION

CHAPTER 8 INTERIOR FINISHES

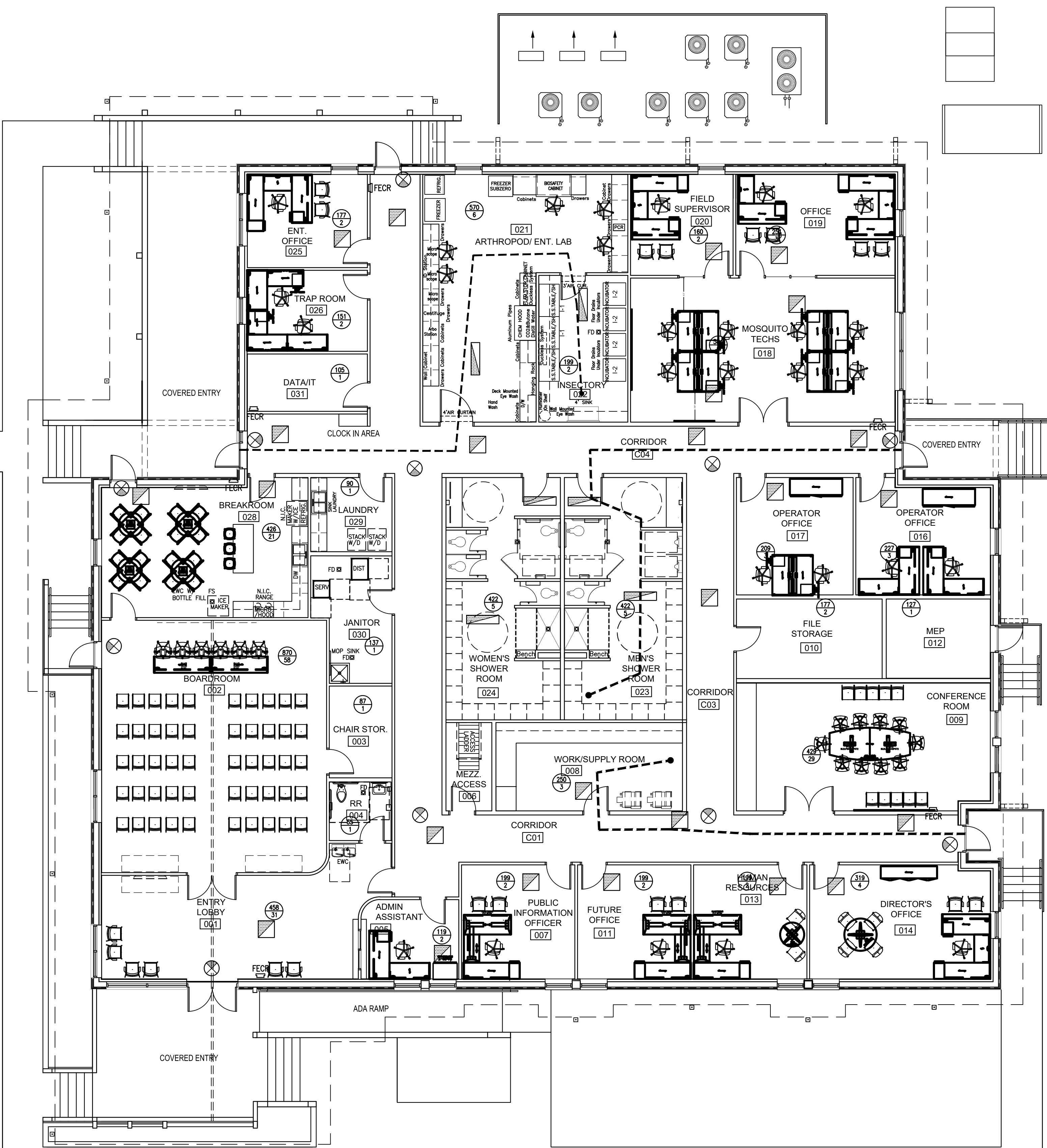
- A. Interior Wall and Ceiling Finish Requirements (Table 803.11) - Group B, Sprinklered
a. Exit passageways = B
b. Exit access corridors and other exitways = C
c. Rooms and enclosed spaces = C

CHAPTER 9 FIRE PROTECTION SYSTEMS

- A. Automatic Sprinkler Systems, 903.1

CHAPTER 10 MEANS OF EGRESS

- A. Occupant Load (FBC Table 1004.1.2 & LSC Table 7.3.1.2)
Business Areas - (100 gross) = 5,300 gsf / 100 = 53 persons
Storage Areas - (200 gross) = 1,400 gsf / 200 = 7 persons
Assembly Areas - (15 gross) = 2,085 gsf / 15 = 139 persons
Total Building Area - (gross) = 8,785 gsf = 199 persons
B. Egress Width Section 1005.3.1 & 1005.3.2
a. Stairways = 0.3" per occupant
b. Other Egress components = 0.2" per occupant
C. Common Path of Egress Travel Section 1006.2.1 (Table 1006.2.1 & a)
a. Group B = 100 feet maximum
D. Minimum Number of Exits for Occupant Load Section 1006.3.1 (Table 1006.3.1)
a. Occupant Load per story 1-500 persons = 2 exits
b. Occupant Load per story 501-1,000 persons = 3 exits
c. Occupant Load per story more than 1,000 persons = 4 exits
E. Spaces with One Means of Egress Section 1006.3.2.1 (Table 1006.3.2(2)) First Story above
a. Maximum Occupant Load, Occupancy B = 49 persons with Common Path of Travel (note b) = 100 Feet
F. Size of Door 1010.1.1 = Min. 32" Clear opening & Max. 48" Door Leaf.
G. Exit Access Travel Distance (Table 1017.2) With Sprinkler System
a. Occupancy B (note c) = 300 feet maximum
H. Corridor Fire Resistant Rating (Table 1020.1) With Sprinkler System
a. Occupancy B, Greater than 30 = 0 Hour
I. Corridor Width (Section 1020.2)
a. Corridor Width 44" Min.
J. Dead Ends in corridors Section 1020.4, Exceptions 2) With Sprinkler System
a. Group B = 50'-0" Max.



LIFE SAFETY LEGEND

- EXIT OR EXIT ACCESS
EMERGENCY ESCAPE & RESCUE OPENING
ACCESS OPENING FOR FIRE DEPT USE
PATH OF TRAVEL, DISTANCE AND DIRECTION
DOOR WITH A FIRE RATING LABEL
ONE HOUR RATED WALL
ROOM NUMBER
ROOM NAME
ROOM SQUARE FOOTAGE
ROOM OCCUPANT LOAD
EXIT CAPACITY
EXIT LOAD
FIRE EXTINGUISHER WALL HUNG
FIRE EXTINGUISHER CABINET SURFACE MOUNTED
FIRE EXTINGUISHER CABINET SEMI-RECESSED
AUTOMATIC FIRE SPRINKLER HEAD
EMERGENCY LIGHT FIXTURE
EMERGENCY LIGHT FIXTURE
EMERGENCY LIGHT FIXTURE
EMERGENCY LIGHT
SMOKE DETECTOR
HEAT DETECTOR
LIGHTED EXIT SIGN WITH LED EMERGENCY LIGHT
FIRE ALARM STROBE ONLY
FIRE ALARM HORN STROBE
FIRE ALARM WEATHERPROOF HORN
FIRE ALARM PULL STATION
FIRE ALARM PANEL
FIRE DAMPER
EMERGENCY EVACUATION ROUTE SIGN

D5 LEGEND

SCALE: NTS

LIFE SAFETY NOTES

- 1. EXIT UNITS/EXIT DOOR LEAF = 36". ACTUAL CLEAR WIDTH = 32.5". 32.5" DIVIDED BY 0.20"/PERSON = 162 PEOPLE/LEAF
2. SEE ELECTRICAL AND MECHANICAL DRAWINGS FOR ADDITIONAL INFORMATION.

C5 NOTES

SCALE: NTS

B5 STATEMENT

SCALE: NTS

STATEMENT OF COMPLIANCE


TO THE BEST OF MY KNOWLEDGE THESE DRAWINGS AND THE PROJECT MANUAL ARE COMPLETE AND COMPLY WITH THE FLORIDA BUILDING CODE.

A5 STATEMENT

SCALE: NTS



DAG ARCHITECTS
DAG Architects, AAC000745
1223 Airport Road Destin, Florida 32541
850.837.8152 www.dagarchitects.com



South Walton County Mosquito Control District
New Headquarters Building

774 North County Highway 393
Santa Rosa Beach, Florida 32459

PERMIT SET

Table with 3 columns: No., Description, Date

Administration Bldg. Life Safety Plan Code Summary

Project number: 18106
Date: 08-02-2023
PIC: PLB
PM: SLN

A1 CODE SUMMARY

SCALE: NTS

A2 LIFE SAFETY PLAN

SCALE: 1/8"=1'-0"

A5 STATEMENT

SCALE: NTS

LS101











ALL REPORTS, PLANS, SPECIFICATIONS, COMPUTER FILES, FIELD DATA, NOTES AND OTHER DOCUMENTS AND INSTRUMENTS PREPARED BY THE CONSULTANT SHALL REMAIN THE PROPERTY OF THE CONSULTANT. THE CONSULTANT SHALL RETAIN ALL COMMON LAW, STATUTORY AND OTHER RESERVED RIGHTS, INCLUDING THE COPYRIGHT THEREON. PURSUANT TO FLORIDA STATUTES, SECTION 558.0935, AN INDIVIDUAL EMPLOYEE OR AGENT MAY NOT BE HELD INDIVIDUALLY LIABLE FOR NEGLIGENCE.

**SYMBOL REFERENCE KEY:**

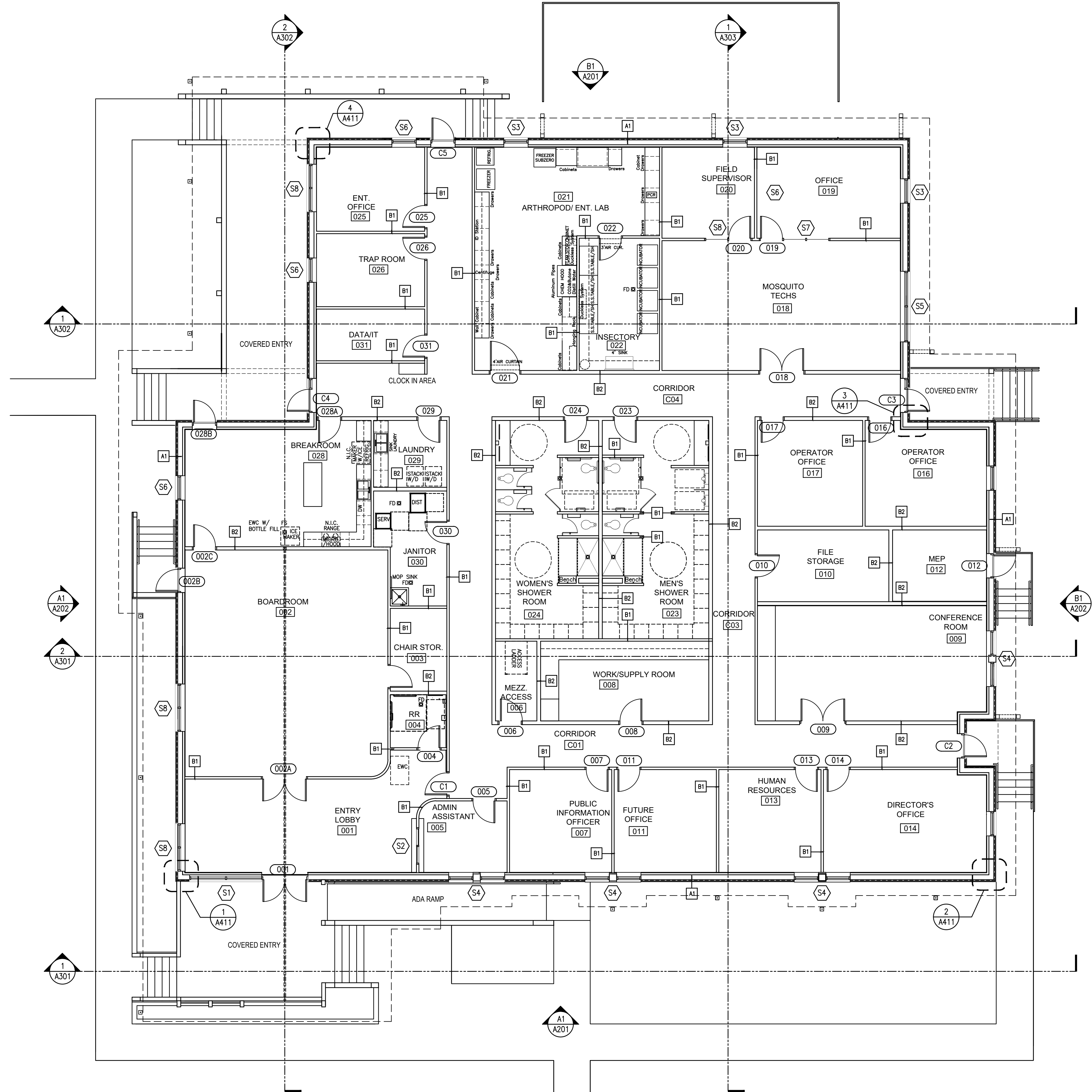
ROOM NAME DENOTES ROOM NAME & NUMBER - SEE FINISH SCHEDULE - SHEET A501

xxx DENOTES PARTITION TYPE - SEE PARTITION TYPES ON SHEET A001

101 DENOTES DOOR NUMBER - SEE SCHEDULE ON SHEET A500

W A DENOTES WINDOW TYPE - SEE SHEET A501

△ DENOTES REVISION NUMBER



**South Walton County Mosquito Control District  
 New Headquarters Building**

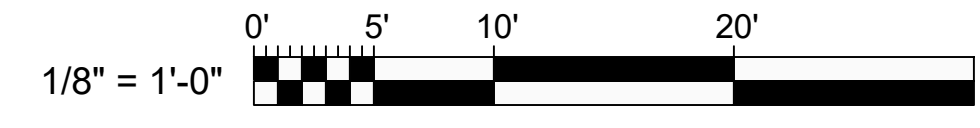
774 North County Highway 393  
 Santa Rosa Beach, Florida 32459

**PERMIT SET**

No.	Description	Date

**Administration Bldg.  
 Annotation Plan**

Project number: 18106  
 Date: 08-02-2023  
 PIC: PLB  
 PM: SLN



NORTH


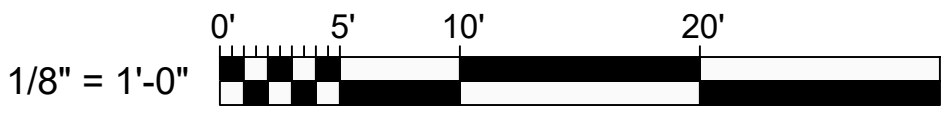
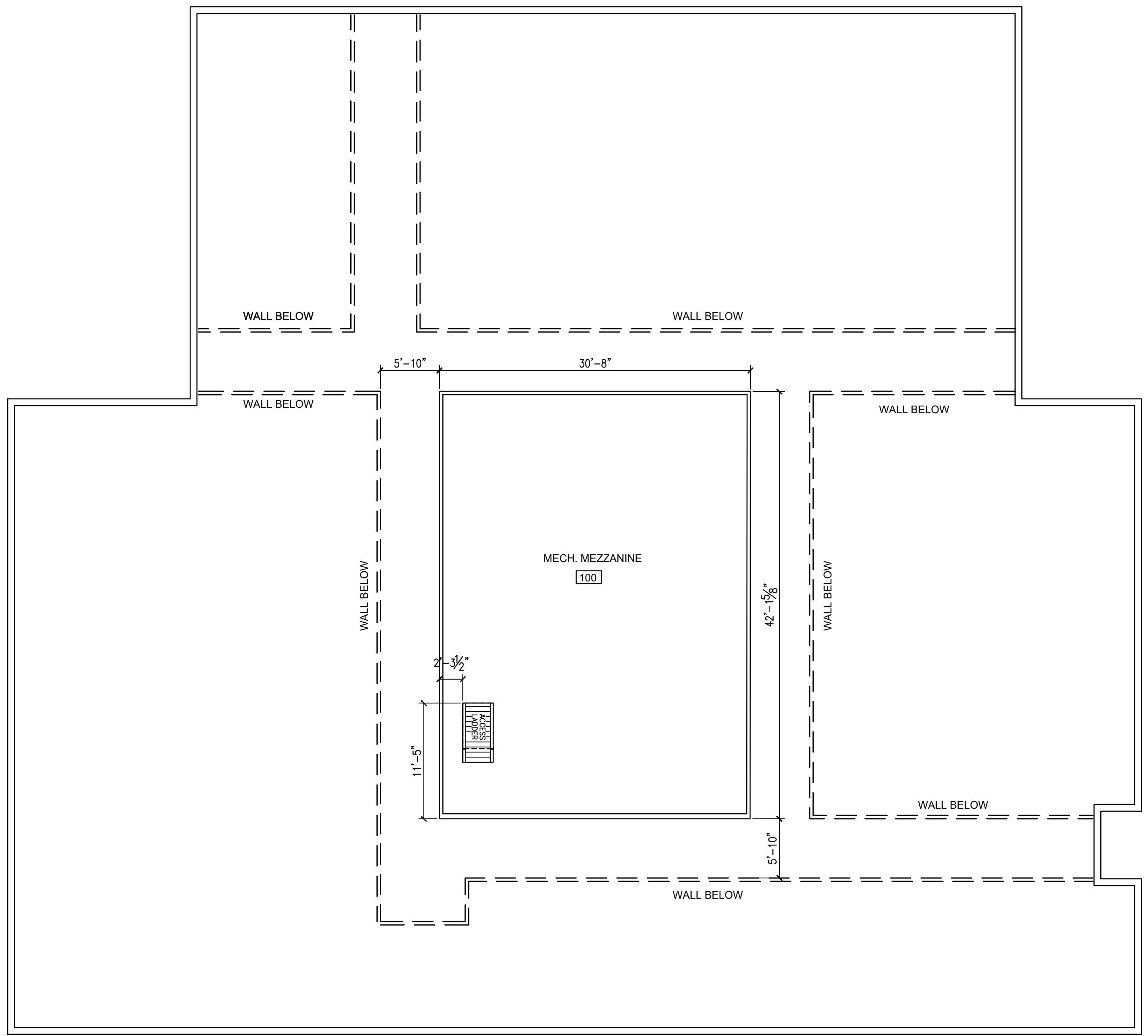


**A1 ANNOTATIVE FLOOR PLAN**  
 SCALE: 1/8"=1'-0"

**A101**



ALL REPORTS, PLANS, SPECIFICATIONS, COMPUTER FILES, FIELD DATA, NOTES AND OTHER DOCUMENTS AND INSTRUMENTS PREPARED BY THE CONSULTANT SHALL REMAIN THE PROPERTY OF THE CONSULTANT. THE CONSULTANT SHALL RETAIN ALL COMMON LAW, STATUTORY AND OTHER RESERVED RIGHTS, INCLUDING THE COPYRIGHT THEREON, PURSUANT TO FLORIDA STATUTES, SECTION 558.0935, AN INDIVIDUAL EMPLOYEE OR AGENT MAY NOT BE HELD INDIVIDUALLY LIABLE FOR NEGLIGENCE.



### A1 MEZZANINE FLOOR PLAN

SCALE: 1/8"=1'-0"



#### ARCHITECTS

DAG Architects, AAC000745  
1223 Airport Road Destin, Florida 32541  
850.837.8152 www.dagarchitects.com



## South Walton County Mosquito Control District New Headquarters Building

774 North County Highway 393  
Santa Rosa Beach, Florida 32459

### PERMIT SET

No.	Description	Date


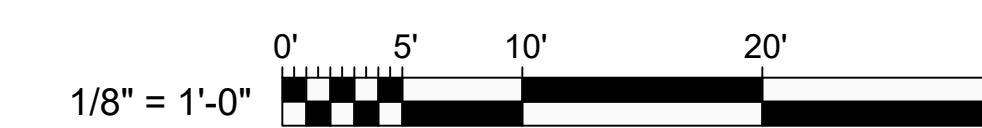
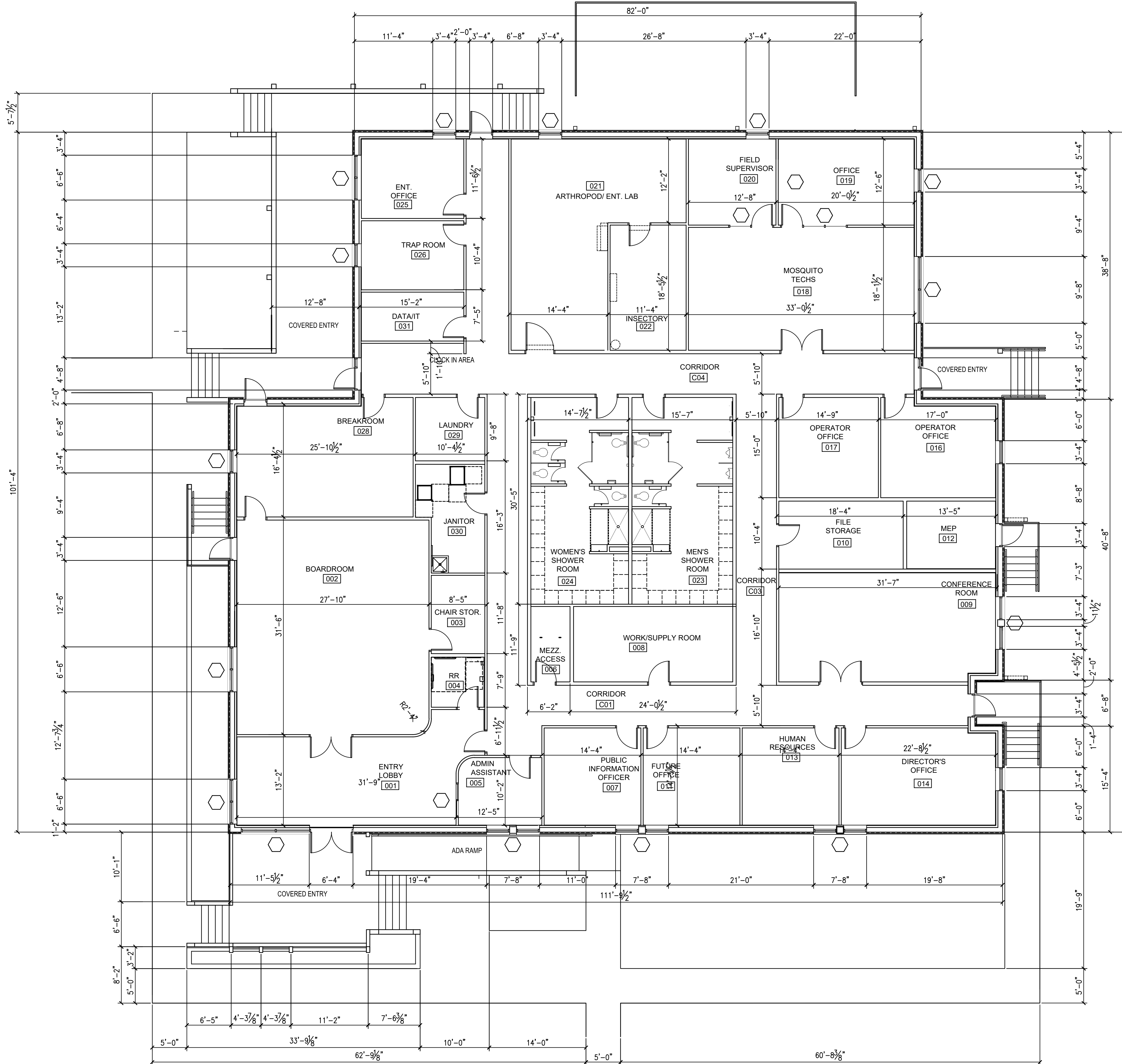
### Administration Bldg. Mezzanine Plan

Project number: 18106  
Date: 08-02-2023  
PIC: PLB  
PM: SLN


## A102



CONSERVE: ALL REPORTS, PLANS, SPECIFICATIONS, COMPUTER FILES, FIELD DATA, NOTES AND OTHER DOCUMENTS AND INSTRUMENTS OF SERVICE SHALL REMAIN THE PROPERTY OF THE CONSULTANT. THE CONSULTANT SHALL RETAIN ALL COMMON LAW, STATUTORY AND OTHER RESERVED RIGHTS, INCLUDING THE COPYRIGHT THEREIN. PURSUANT TO FLORIDA STATUTES, SECTION 558.0835, AN INDIVIDUAL EMPLOYEE OR AGENT MAY NOT BE HELD INDIVIDUALLY LIABLE FOR NEGLIGENCE.



**ARCHITECTS**  
 DAG Architects, AAC00745  
 1223 Airport Road Destin, Florida 32541  
 850.837.8152 www.dagarchitects.com



# South Walton County Mosquito Control District New Headquarters Building

774 North County Highway 393  
 Santa Rosa Beach, Florida 32459

## PERMIT SET

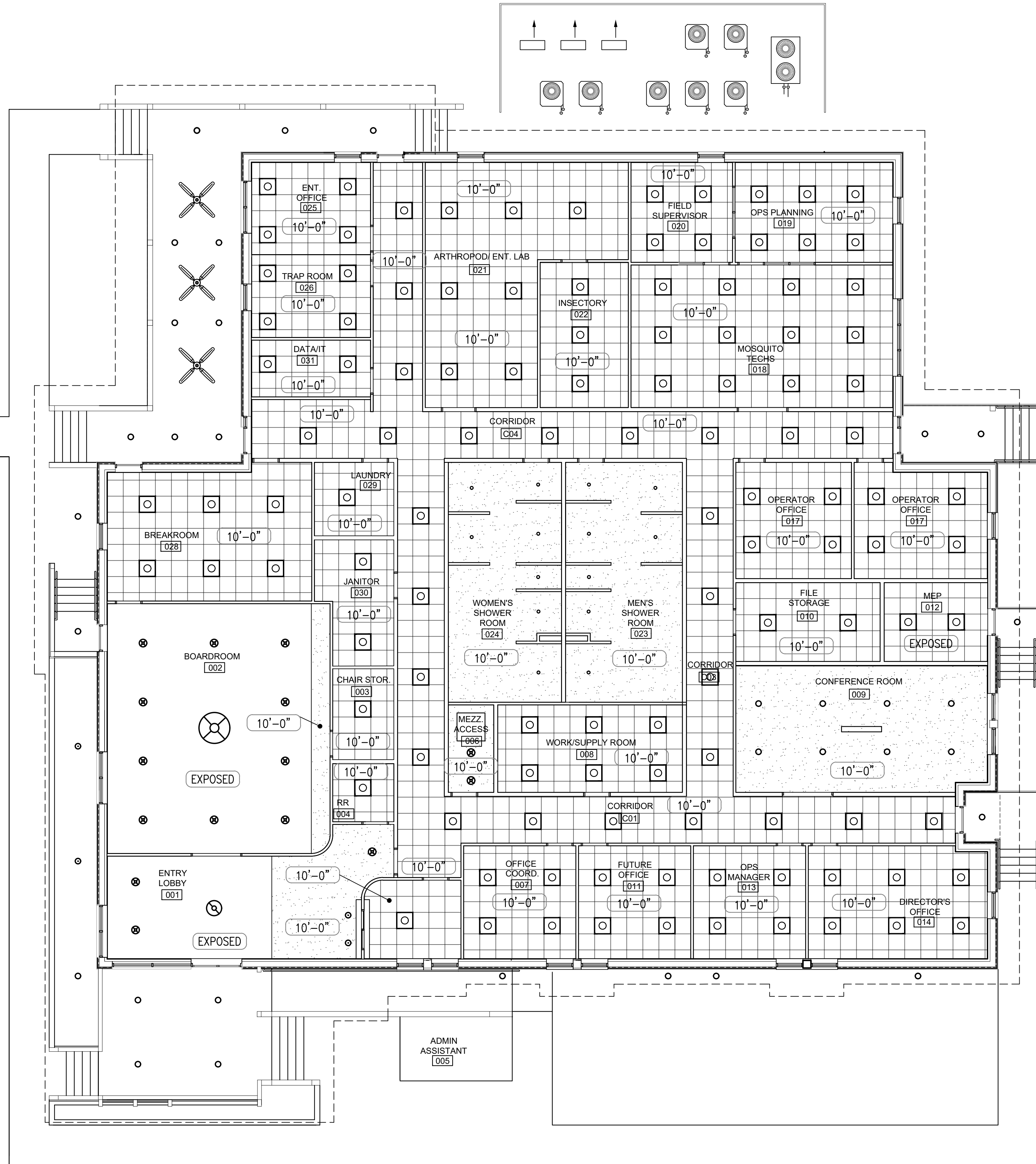
No.	Description	Date

Administration Bldg.  
 Dimension Plan

Project number: 18106  
 Date: 08-02-2023  
 PIC: PLB  
 PM: SLN



ALL REPORTS, PLANS, SPECIFICATIONS, DRAWINGS, DATA, NOTES AND OTHER DOCUMENTS AND INSTRUMENTS OF SERVICE SHALL REMAIN THE PROPERTY OF THE CONSULTANT. THE CONSULTANT SHALL RETAIN ALL RIGHTS IN ANY PATENT, TRADEMARK, COPYRIGHT OR OTHER RIGHTS IN ANY INFORMATION OR INVENTIONS CONTAINED THEREIN. PURSUANT TO FLORIDA STATUTES, SECTION 558.035, AN INDIVIDUAL EMPLOYEE OR AGENT MAY NOT BE HELD INDIVIDUALLY LIABLE FOR NEGLIGENCE.



**DAG ARCHITECTS**  
 DAG Architects, AAC00745  
 1223 Airport Road Destin, Florida 32541  
 850.837.8152 www.dagarchitects.com


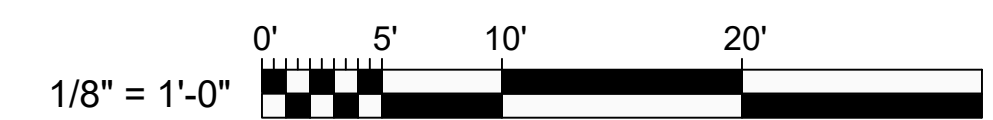


**South Walton County Mosquito Control District  
 New Headquarters Building**

774 North County Highway 393  
 Santa Rosa Beach, Florida 32459

**PERMIT SET**

No.	Description	Date



**Administration Bldg.  
 Reflected  
 Ceiling Plan**

Project number: 18106  
 Date: 08-02-2023  
 PIC: PLB  
 PM: SLN

**A104**

**A1 REFLECTED CEILING PLAN**


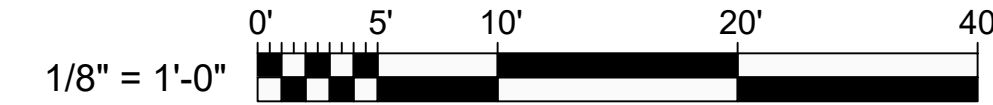

SCALE: 1/8"=1'-0"

ALL REPORTS, PLANS, SPECIFICATIONS, COMPUTER FILES, FIELD DATA, NOTES AND OTHER DOCUMENTS AND INSTRUMENTS OF SERVICE SHALL REMAIN THE PROPERTY OF THE CONSULTANT. THE CONSULTANT SHALL RETAIN ALL COMMON LAW, STATUTORY AND OTHER RESERVED RIGHTS, INCLUDING THE COPYRIGHT THEREON. PURSUANT TO FLORIDA STATUTES, SECTION 558.0935, AN INDIVIDUAL EMPLOYEE OR AGENT MAY NOT BE HELD INDIVIDUALLY LIABLE FOR NEGLIGENCE.

**ROOF TYPE**  
 SLOPED ROOFS  
 PREFIN. STANDING SEAM METAL ROOF  
 ON PEEL & STICK WATERPROOFING MEMBRANE  
 ON PLYWOOD ROOF DECK. SEE STRUCTURAL DWGS.

**ROOF SLOPES**  
 SEE ELEVATIONS & SECTIONS.

**ROOF LEGEND**  
 - - - - - WALL BELOW



**ARCHITECTS**  
 DAG Architects, AAC000745  
 1223 Airport Road Destin, Florida 32541  
 850.837.8152 www.dagarchitects.com



**South Walton County Mosquito Control District  
 New Headquarters Building**

774 North County Highway 393  
 Santa Rosa Beach, Florida 32459

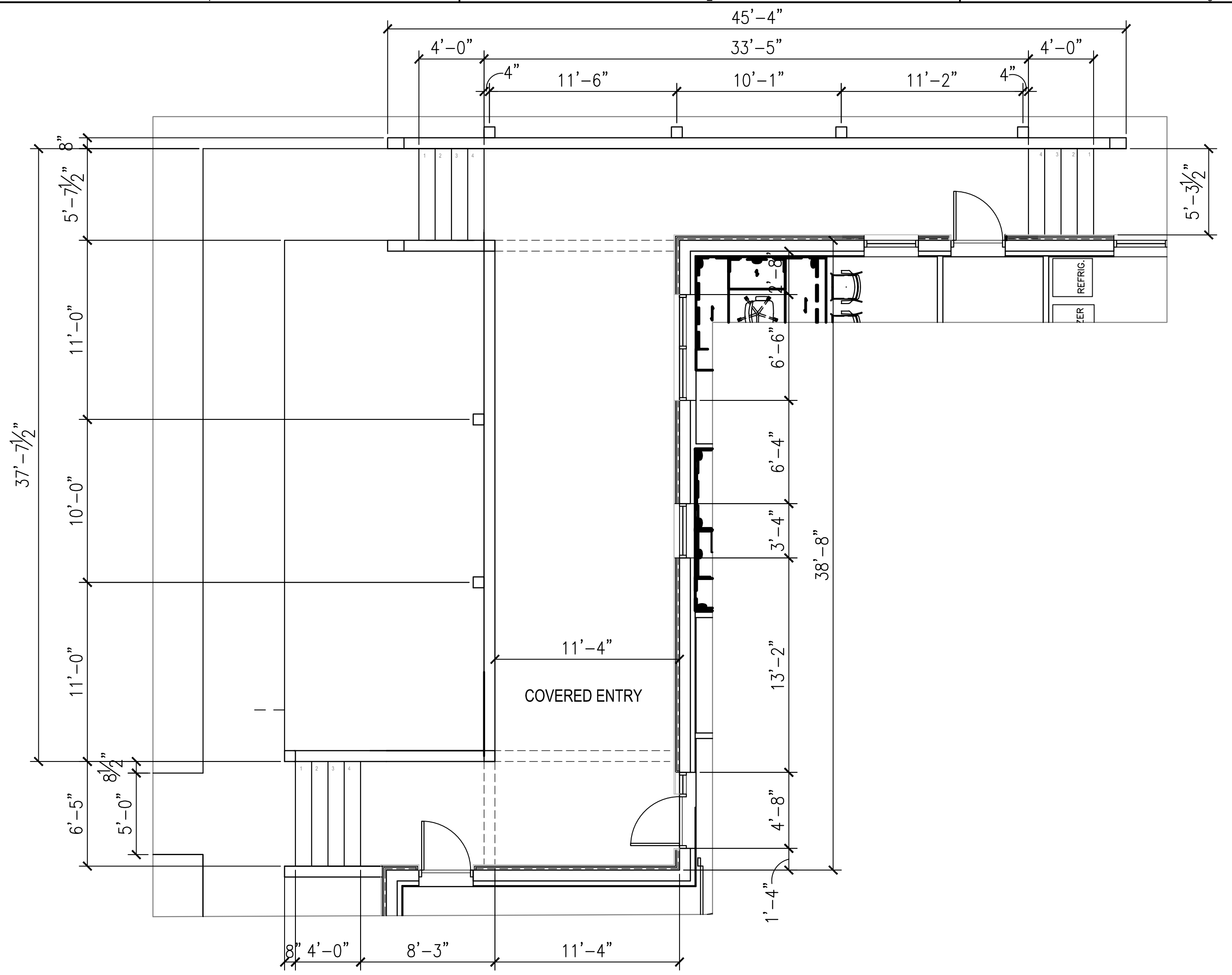
**PERMIT SET**

No.	Description	Date

**Roof Plan**

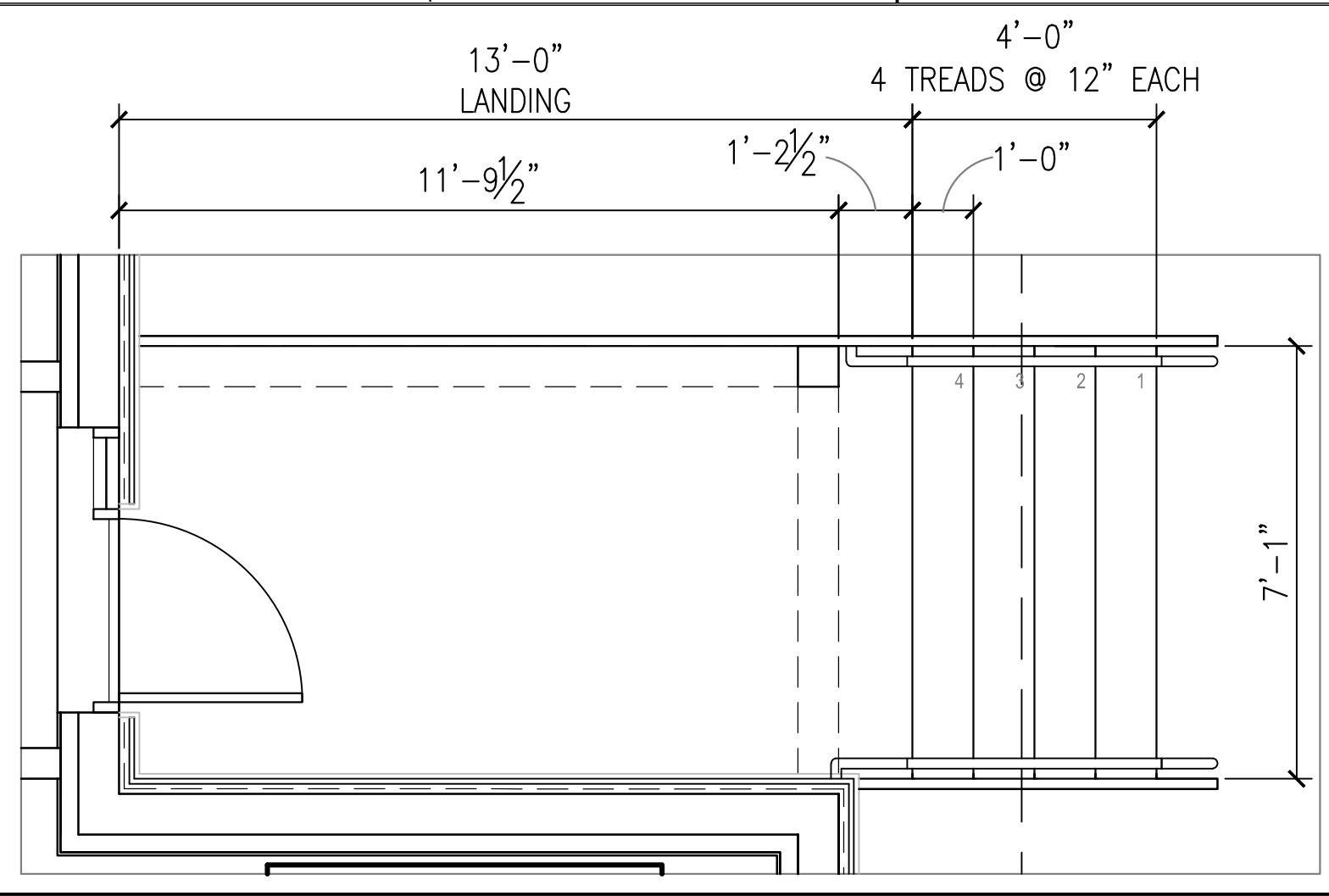
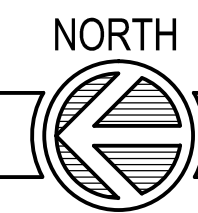


ALL REPORTS, PLANS, SPECIFICATIONS, COMPUTER FILES, FIELD DATA, NOTES AND OTHER DOCUMENTS AND INSTRUMENTS OF SERVICE SHALL REMAIN THE PROPERTY OF THE CONSULTANT. THE CONSULTANT SHALL RETAIN ALL COMMON LAW, STATUTORY AND OTHER RESERVED RIGHTS, INCLUDING THE COPYRIGHT THEREON. PURSUANT TO FLORIDA STATUTES, SECTION 558.0935, AN INDIVIDUAL EMPLOYEE OR AGENT MAY NOT BE HELD INDIVIDUALLY LIABLE FOR NEGLIGENCE.



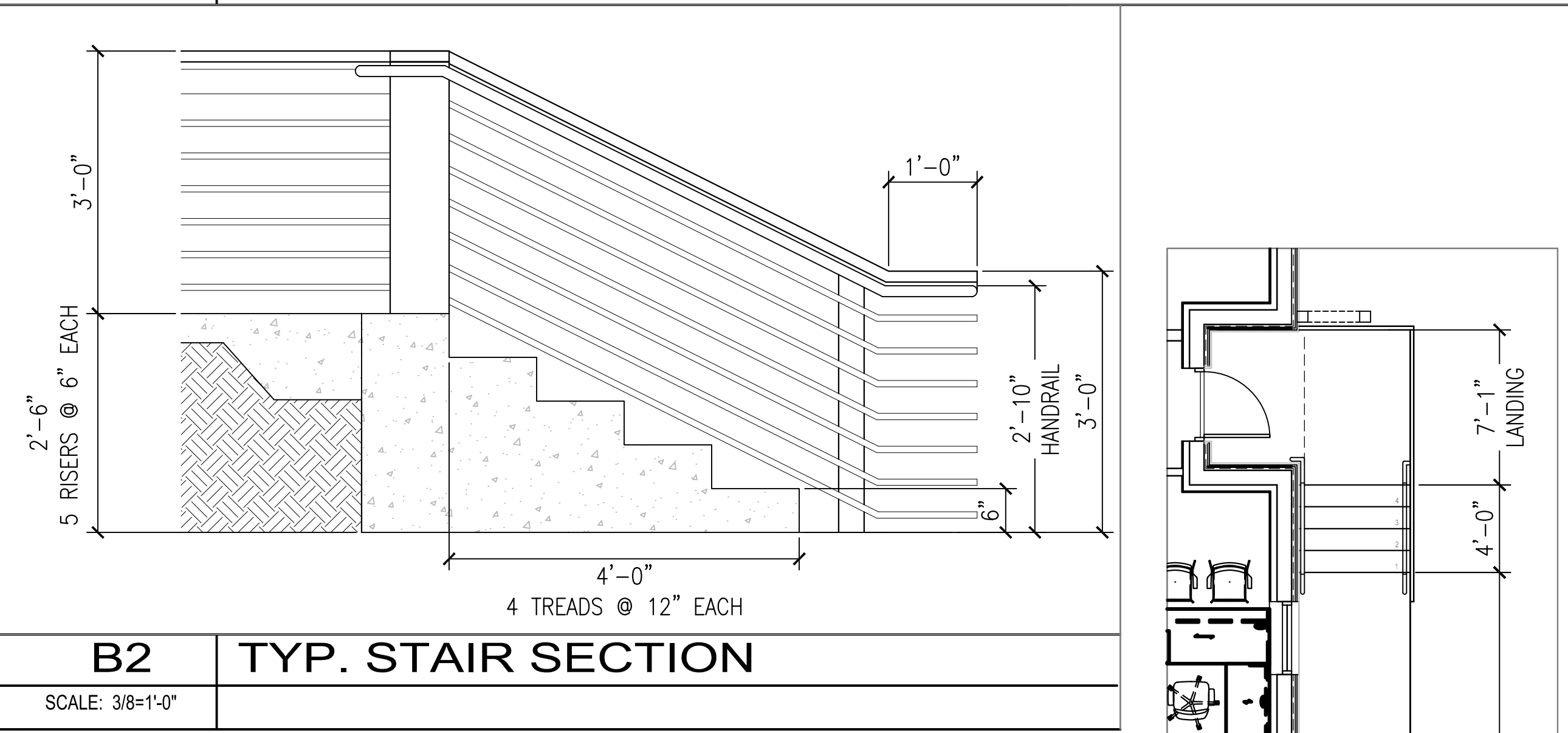
**B1 BACK PORCH ENLARGED PLAN**

SCALE: 3/16=1'-0"



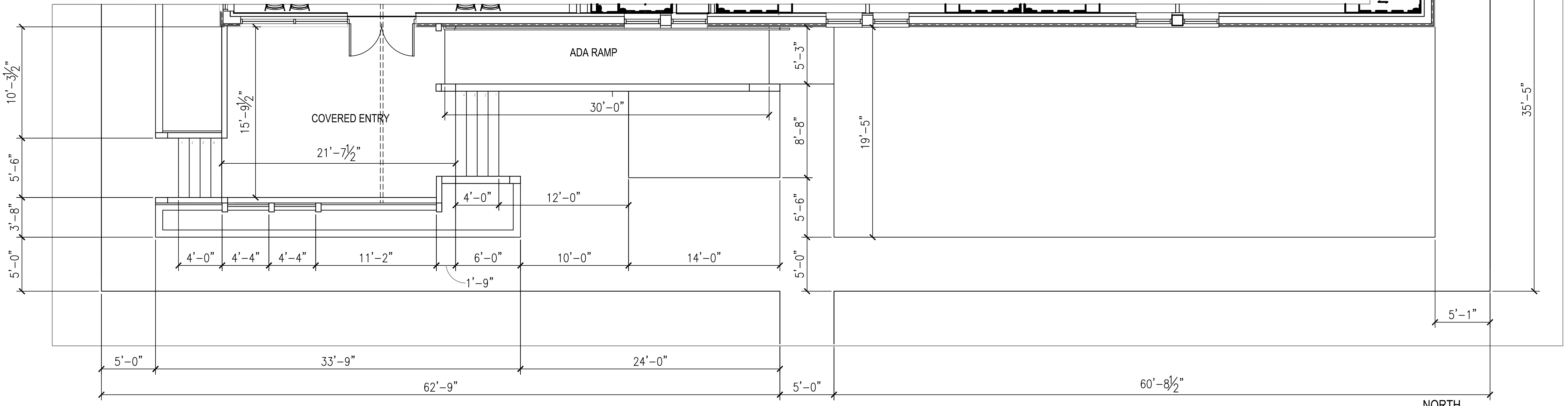
**C1 TYP. STAIR PLAN**

SCALE: 3/8=1'-0"




**B2 TYP. STAIR SECTION**

SCALE: 3/8=1'-0"




**A1 FRONT DECK & HARDSCAPE ENLARGED PLAN**

SCALE: 3/16=1'-0"



DAG ARCHITECTS  
DAG Architects, AAC000745  
1223 Airport Road Destin, Florida 32541  
850.837.8152 www.dagarchitects.com



South Walton County Mosquito Control District  
New Headquarters Building

774 North County Highway 393  
Santa Rosa Beach, Florida 32459

PERMIT SET

No.	Description	Date

Enlarged Deck & Stair Plans

Project number: 18106  
Date: 08-02-2023  
PIC: PLB  
PM: SLN

A106



































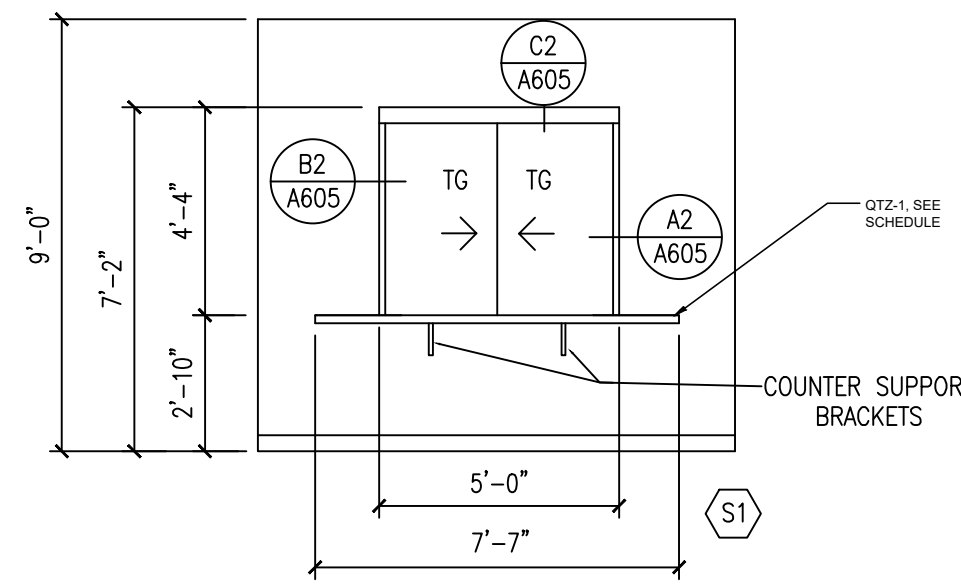
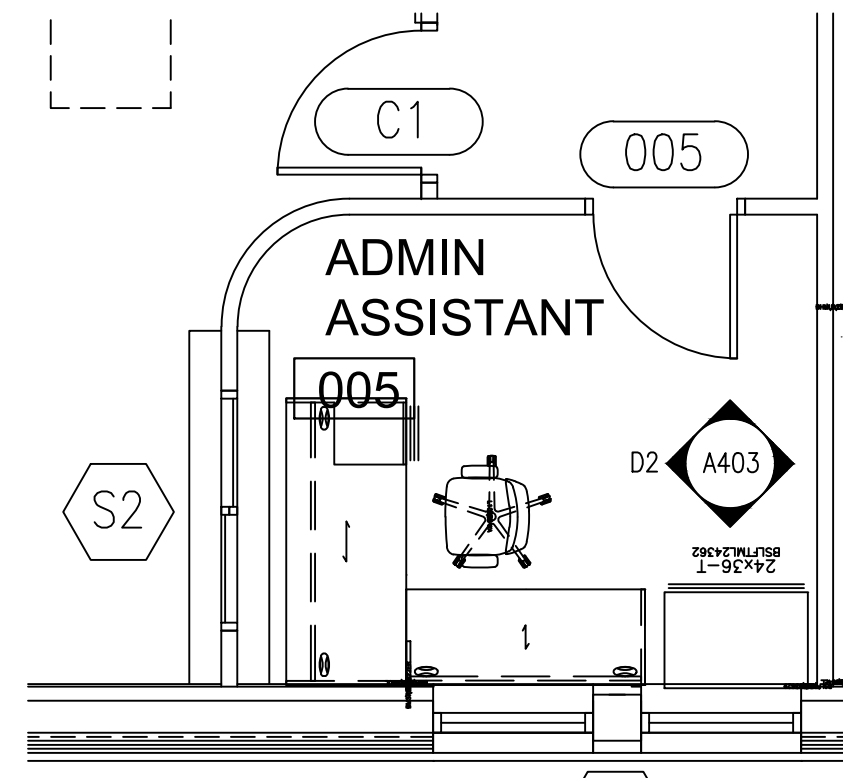








ALL REPORTS, PLANS, SPECIFICATIONS, COMPUTER FILES, FIELD DATA, NOTES AND OTHER DOCUMENTS AND INSTRUMENTS OF SERVICE SHALL REMAIN THE PROPERTY OF THE CONSULTANT. THE CONSULTANT SHALL RETAIN ALL RIGHTS IN ANY PATENTS, TRADEMARKS, OR OTHER INTELLECTUAL PROPERTY RIGHTS. THE CONSULTANT SHALL BE HELD INDIVIDUALLY LIABLE FOR NEGLIGENCE.



**GENERAL NOTES: ENLARGED PLANS**

- ALL CONTRACTORS MUST FIELD VERIFY ALL EXISTING CONDITIONS PRIOR TO PERFORMING NEW WORK.
- THE CONTRACTOR SHALL PROVIDE REINFORCING 20 GA. STEEL SHEET METAL BLOCKING BEHIND WALL MOUNTED AND CEILING MOUNTED EQUIPMENT. COORDINATE WITH A / V, DATA, CASEWORK, FURNITURE, ELECTRICAL, AND INTERIOR ELEVATION DRAWINGS.
- INTERIOR DOORS TO BE LOCATED MIN 6" FROM ADJACENT STUD PARTITIONS AND 8" FROM ADJACENT MASONRY PARTITIONS, UNLESS DIMENSIONED OR NOTED OTHERWISE.
- CONTRACTOR SHALL COORDINATE WORK WITH MECHANICAL, ELECTRICAL, PLUMBING, AND ALL OTHER DISCIPLINES.
- REFER TO FINISH SCHEDULE ON A-\*\*\* FOR FINISHES.
- PROVIDE 1/8" / FT MIN SLOPE TOWARDS ALL FLOOR DRAINS, UNO.

**GENERAL NOTES: INTERIOR ELEVATIONS**

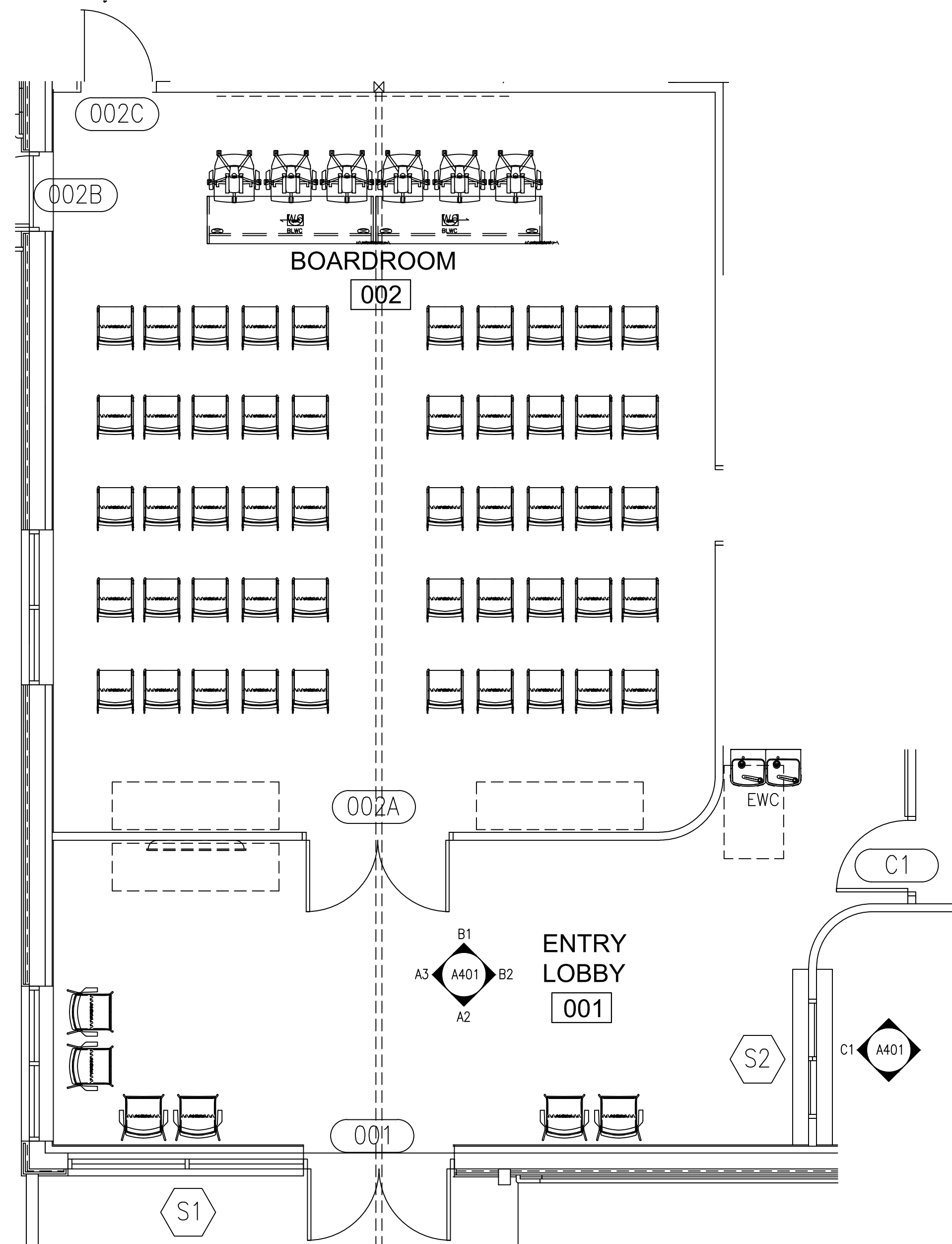
- ALL CONTRACTORS MUST FIELD VERIFY ALL EXISTING CONDITIONS PRIOR TO PERFORMING NEW WORK.
- SEE SHEET A-641 FOR FINISH SCHEDULES PLUMBING AND RESTROOM ACCESSORIES.
- SEE SHEET A-\*\*\* FOR STANDARD MOUNTING HEIGHTS AND TOILET ACCESSORY LEGEND.
- ALL GAPS BETWEEN CASEWORK AND WALLS TO RECEIVE INFILL PANELS TO MATCH ADJACENT CASEWORK.
- REFER TO TOILET ACCESSORY SCHEDULE ON SHEET A-\*\*\* FOR MORE INFORMATION. SEE ENLARGED PLANS FOR ADDITIONAL TOILET ACCESSORIES.

**D1 ADMIN ASSIST. ENLARGED PLAN**

SCALE: 1/4"=1'-0"

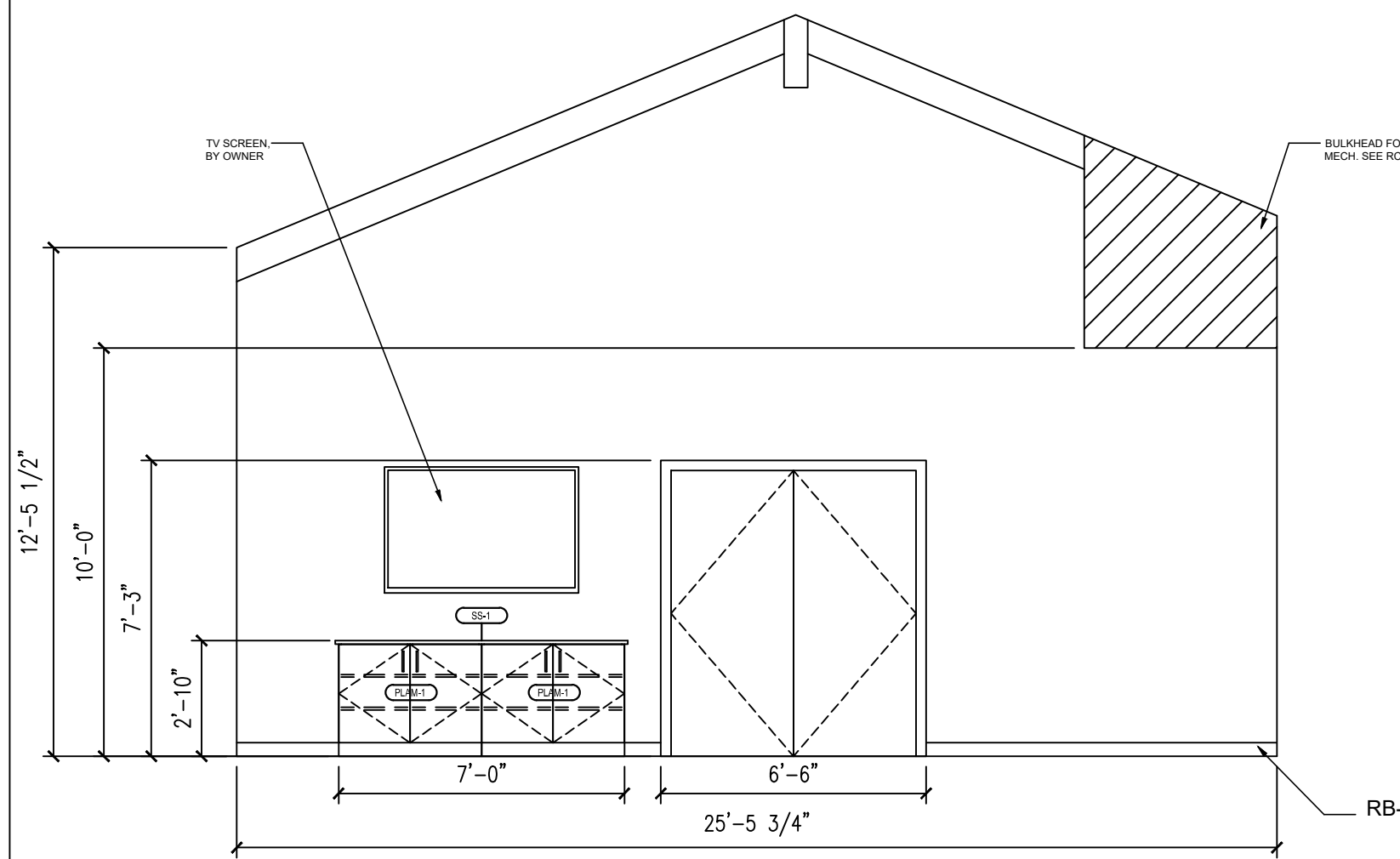
**D2 ADMIN ASSIST. DESK ELEVATION**

SCALE: 1/4"=1'-0"



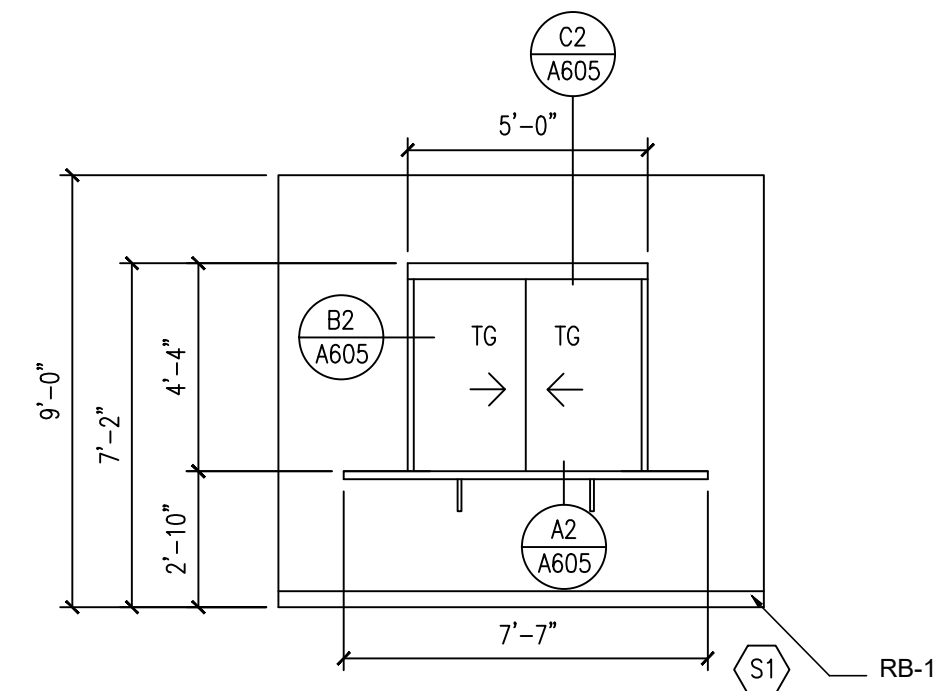
**A1 ENLARGED INSECTARY & LAB PLAN**

SCALE: 1/4"=1'-0"



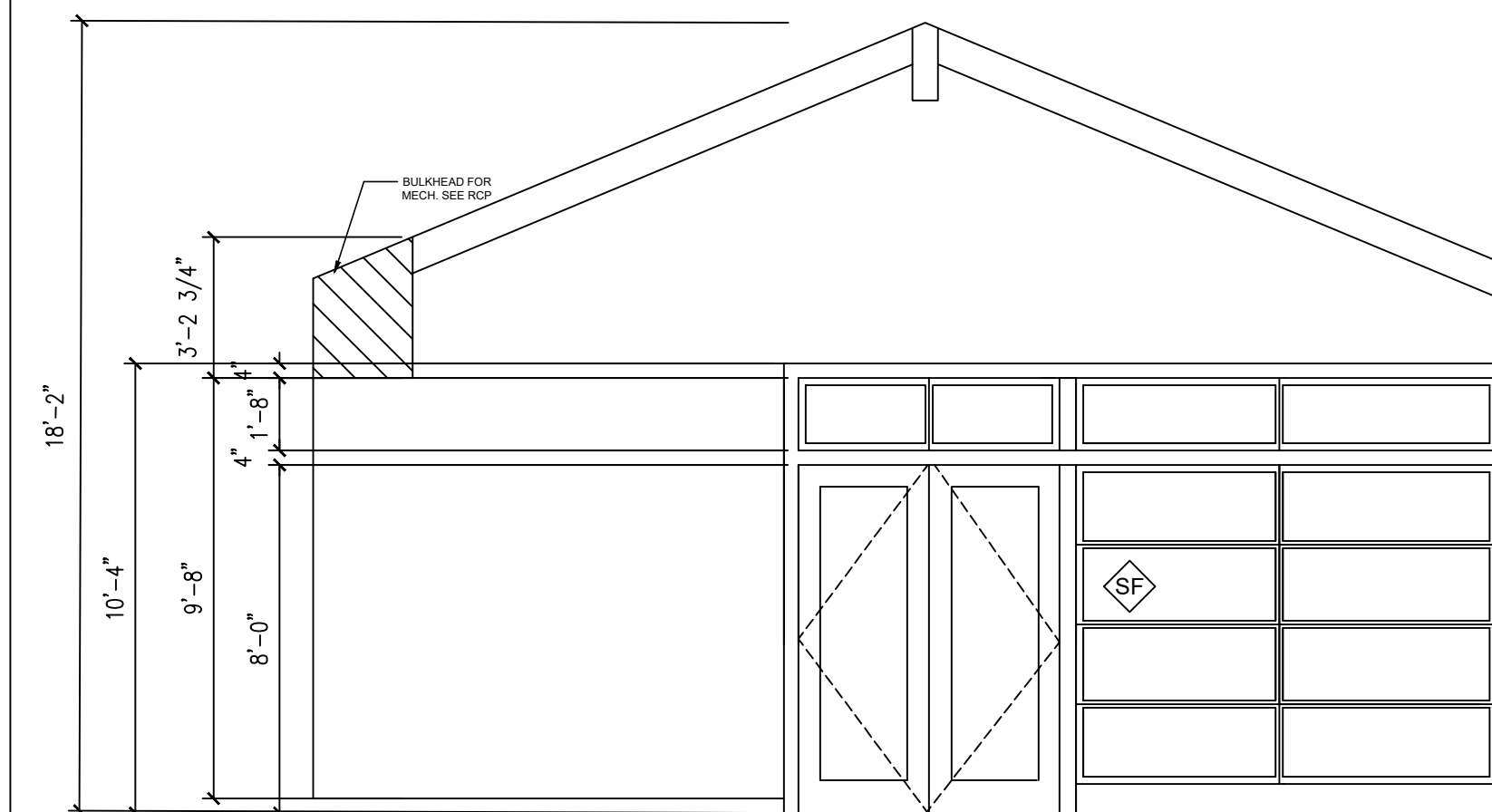
**B1 ENTRY LOBBY\_ELEV 1**

SCALE: 1/4"=1'-0"



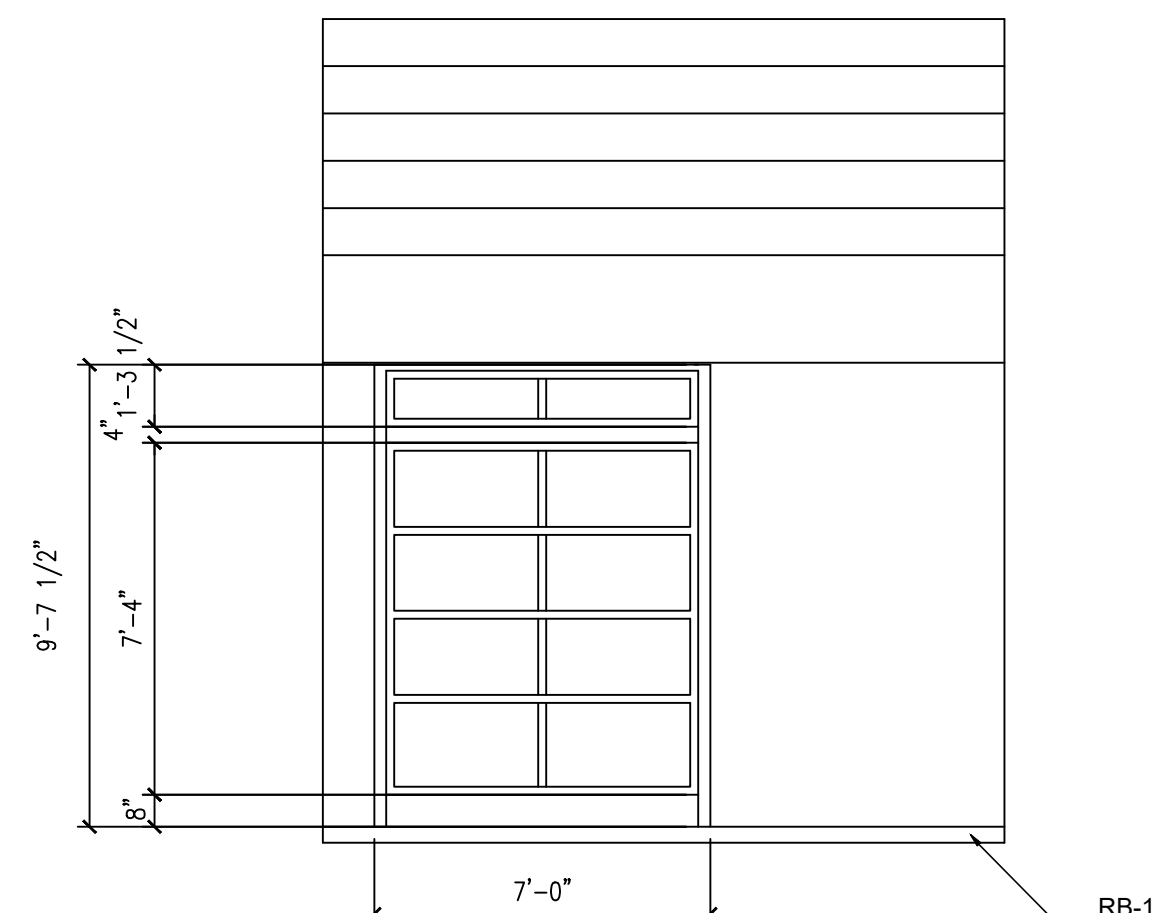
**B2 ENTRY LOBBY\_ELEV 2**

SCALE: 1/4"=1'-0"



**A2 ENTRY LOBBY\_ELEV 3**

SCALE: 1/4"=1'-0"



**A3 ENTRY LOBBY\_ELEV 4**

SCALE: 1/4"=1'-0"



**ARCHITECTS**  
DAG Architects, AAC000745  
1223 Airport Road Destin, Florida 32541  
850.837.8152 www.dagarchitects.com



**South Walton County Mosquito Control District  
New Headquarters Building**

774 North County Highway 393  
Santa Rosa Beach, Florida 32459

**PERMIT SET**

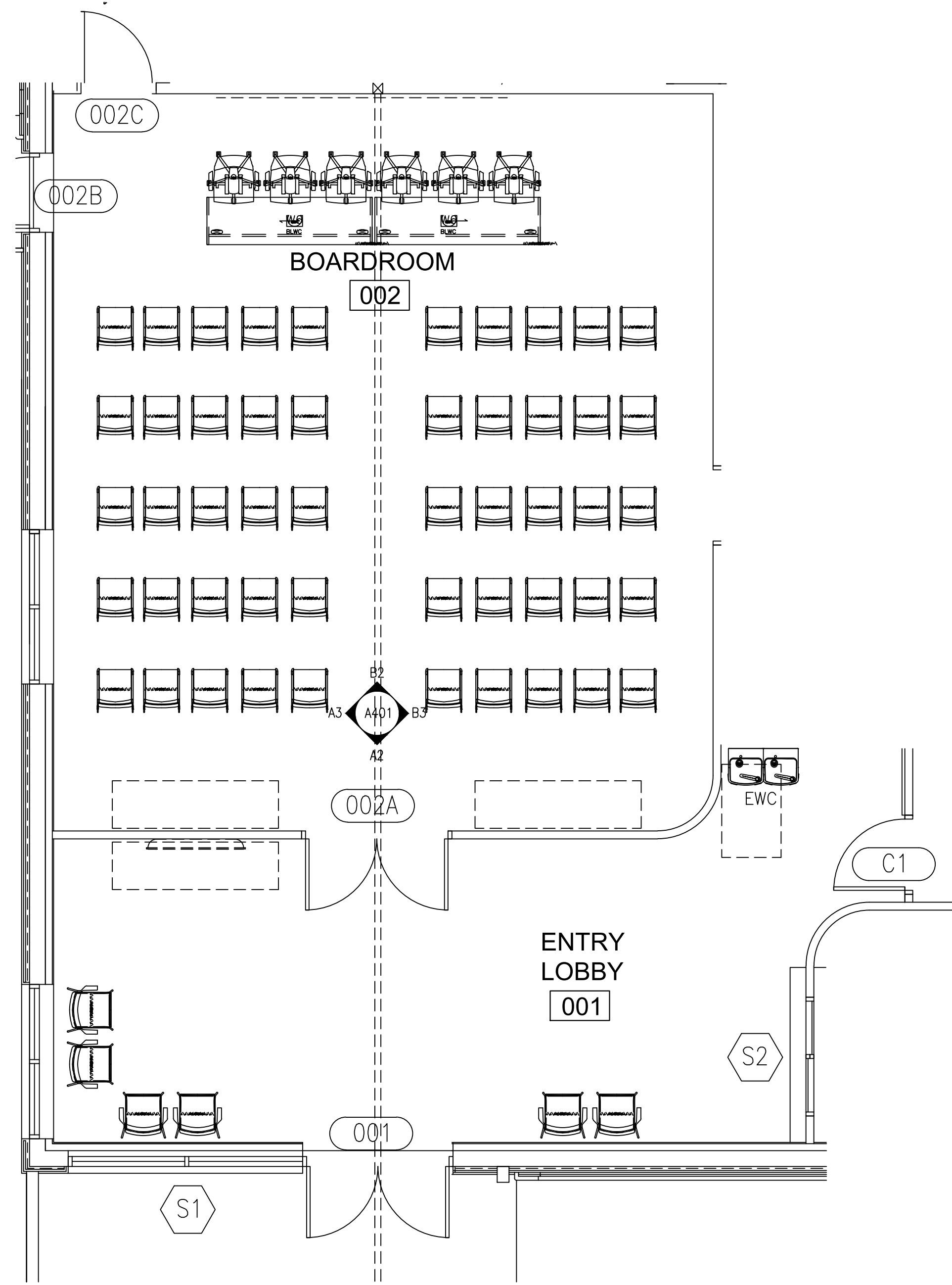
No.	Description	Date

**ENLARGED FLOOR PLAN & INT. ELEVATIONS**

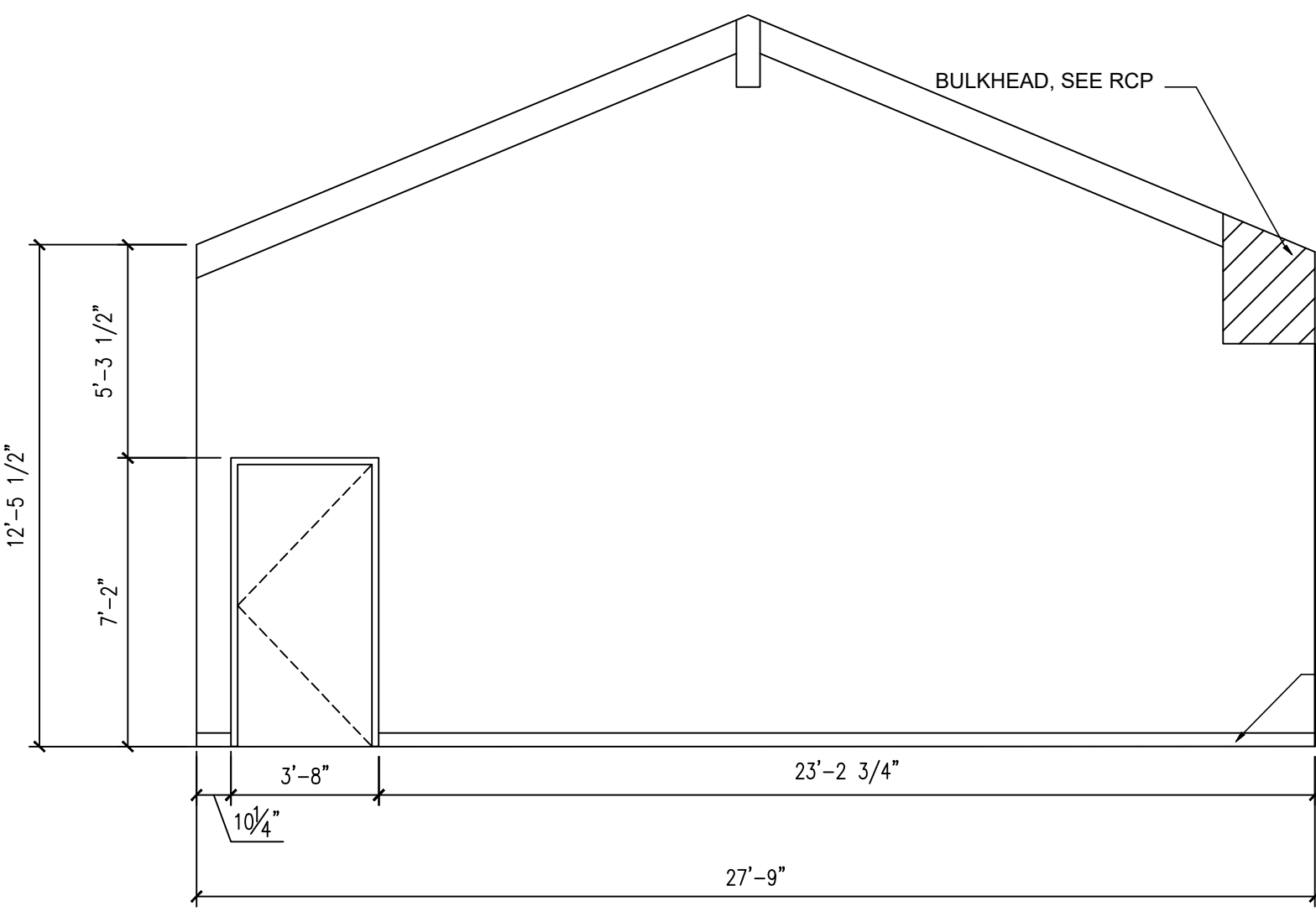
Project number: 18106  
Date: 08-02-2023  
PIC: PLB  
PM: SLN

**A401**

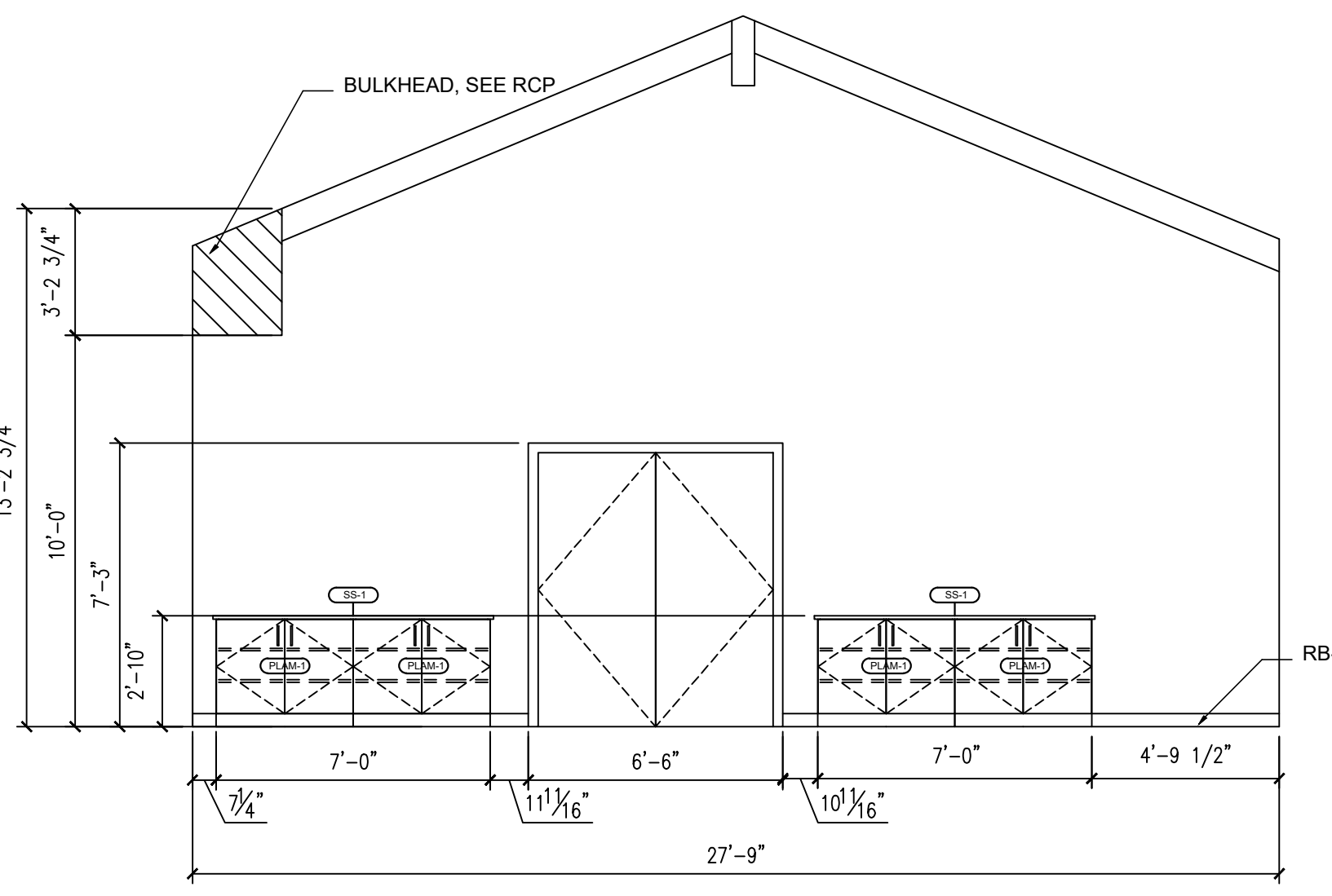
ALL REPORTS, PLANS, SPECIFICATIONS, COMPUTER FILES, FIELD DATA, NOTES AND OTHER DOCUMENTS AND INSTRUMENTS OF SERVICE SHALL REMAIN THE PROPERTY OF THE CONSULTANT. THE CONSULTANT SHALL RETAIN ALL COMMON LAW, STATUTORY AND OTHER RESERVED RIGHTS, INCLUDING THE COPYRIGHT THEREIN. PURSUANT TO FLORIDA STATUTES, SECTION 558.0035, AN INDIVIDUAL EMPLOYEE OR AGENT MAY NOT BE HELD INDIVIDUALLY LIABLE FOR NEGLIGENCE.



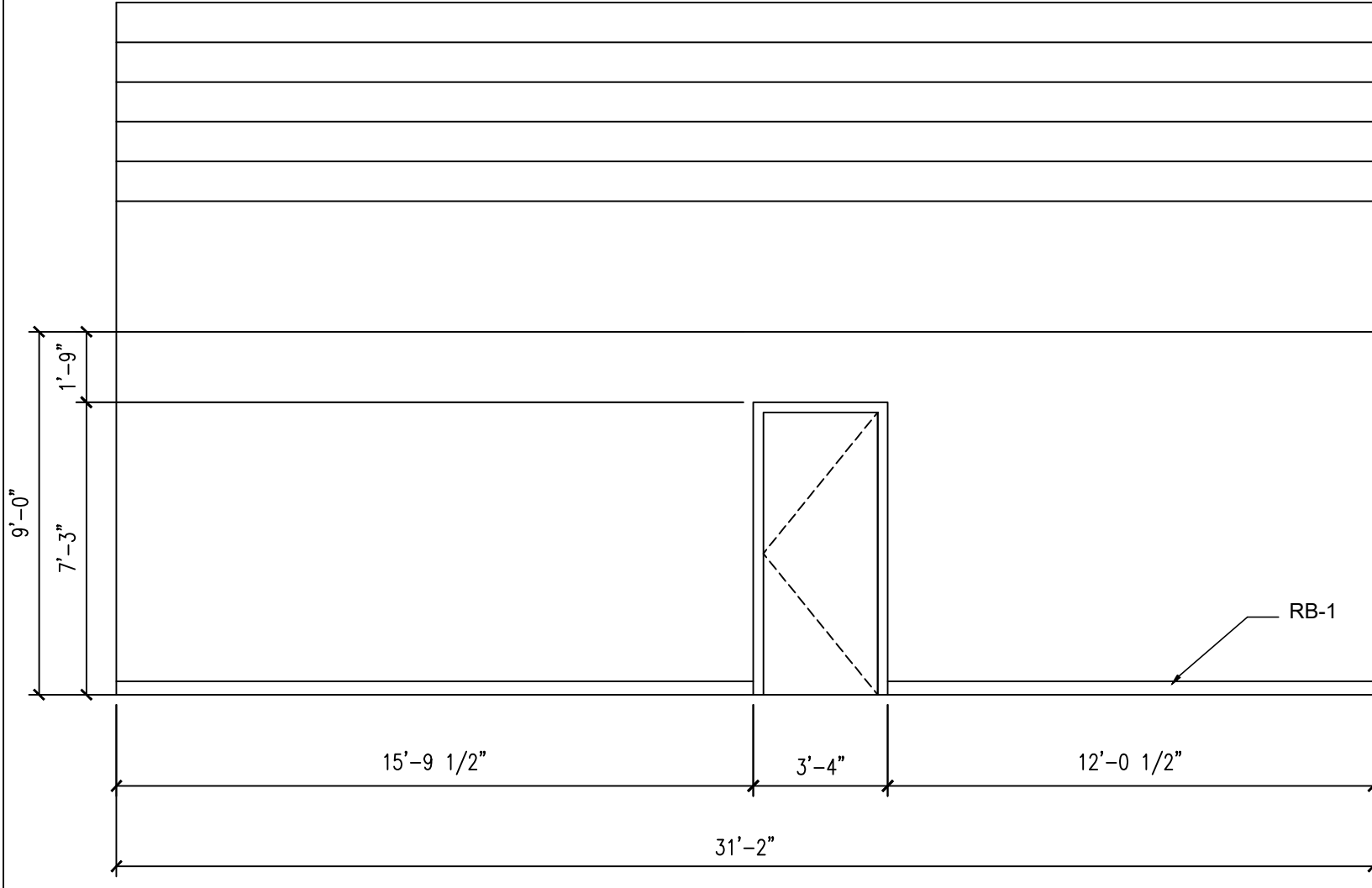
**A1 ENLARGED INSECTARY & LAB PLAN**  
SCALE: 1/4"=1'-0"



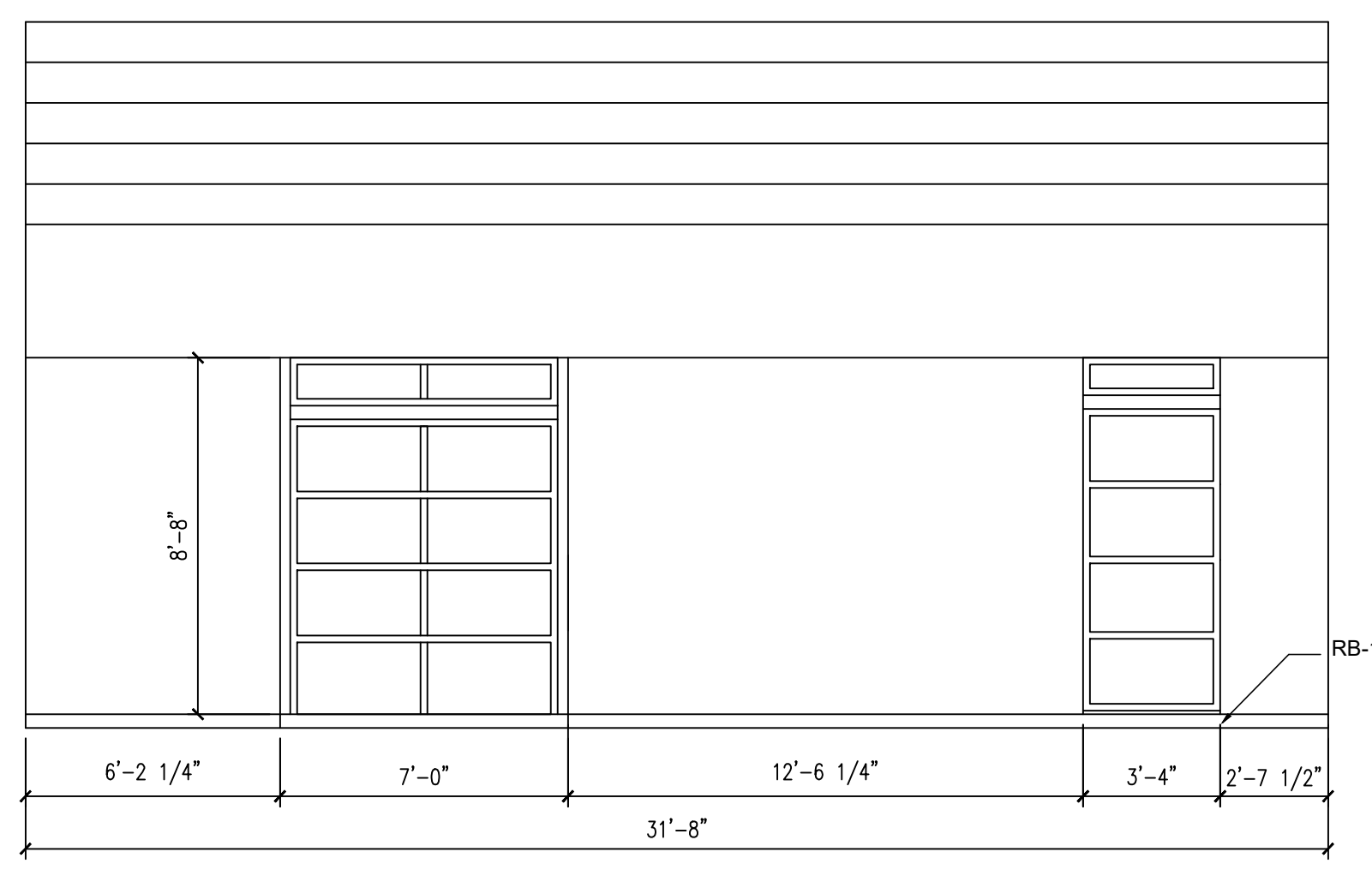
**B2 BOARDROOM\_ELEV 1**  
SCALE: 1/4"=1'-0"



**A2 BOARDROOM\_ELEV 3**  
SCALE: 1/4"=1'-0"



**B3 BOARDROOM\_ELEV 2**  
SCALE: 1/4"=1'-0"



**A3 BOARDROOM\_ELEV 4**  
SCALE: 1/4"=1'-0"

**GENERAL NOTES: ENLARGED PLANS**

- 1. ALL CONTRACTORS MUST FIELD VERIFY ALL EXISTING CONDITIONS PRIOR TO PERFORMING NEW WORK.
- 2. THE CONTRACTOR SHALL PROVIDE REINFORCING 20 GA. STEEL SHEET METAL BLOCKING BEHIND WALL MOUNTED AND CEILING MOUNTED EQUIPMENT. COORDINATE WITH A / V, DATA, CASEWORK, FURNITURE, ELECTRICAL, AND INTERIOR ELEVATION DRAWINGS.
- 3. INTERIOR DOORS TO BE LOCATED MIN 6" FROM ADJACENT STUD PARTITIONS AND 8" FROM ADJACENT MASONRY PARTITIONS, UNLESS DIMENSIONED OR NOTED OTHERWISE.
- 4. CONTRACTOR SHALL COORDINATE WORK WITH MECHANICAL, ELECTRICAL, PLUMBING, AND ALL OTHER DISCIPLINES.
- 5. REFER TO FINISH SCHEDULE ON A-\*\*\* FOR FINISHES.
- 6. PROVIDE 1/8" / FT MIN SLOPE TOWARDS ALL FLOOR DRAINS, UNO.

**GENERAL NOTES: INTERIOR ELEVATIONS**

- 1. ALL CONTRACTORS MUST FIELD VERIFY ALL EXISTING CONDITIONS PRIOR TO PERFORMING NEW WORK.
- 2. SEE SHEET A-641 FOR FINISH SCHEDULES PLUMBING AND RESTROOM ACCESSORIES.
- 3. SEE SHEET A-\*\*\* FOR STANDARD MOUNTING HEIGHTS AND TOILET ACCESSORY LEGEND.
- 4. ALL GAPS BETWEEN CASEWORK AND WALLS TO RECEIVE INFILL PANELS TO MATCH ADJACENT CASEWORK.
- 5. REFER TO TOILET ACCESSORY SCHEDULE ON SHEET A-\*\*\* FOR MORE INFORMATION. SEE ENLARGED PLANS FOR ADDITIONAL TOILET ACCESSORIES.



**DAG ARCHITECTS**  
DAG Architects, AAC000745  
1223 Airport Road Destin, Florida 32541  
850.837.8152 www.dagarchitects.com



**South Walton County Mosquito Control District  
New Headquarters Building**

774 North County Highway 393  
Santa Rosa Beach, Florida 32459

**PERMIT SET**

No.	Description	Date

**ENLARGED FLOOR PLAN & INT. ELEVATIONS**

Project number: 18106  
Date: 08-02-2023  
PIC: PLB  
PM: SLN

**A402**



**INSECTARY EQUIPMENT - furnished by owner and installed by contractor unless noted otherwise**

BASIS OF DESIGN

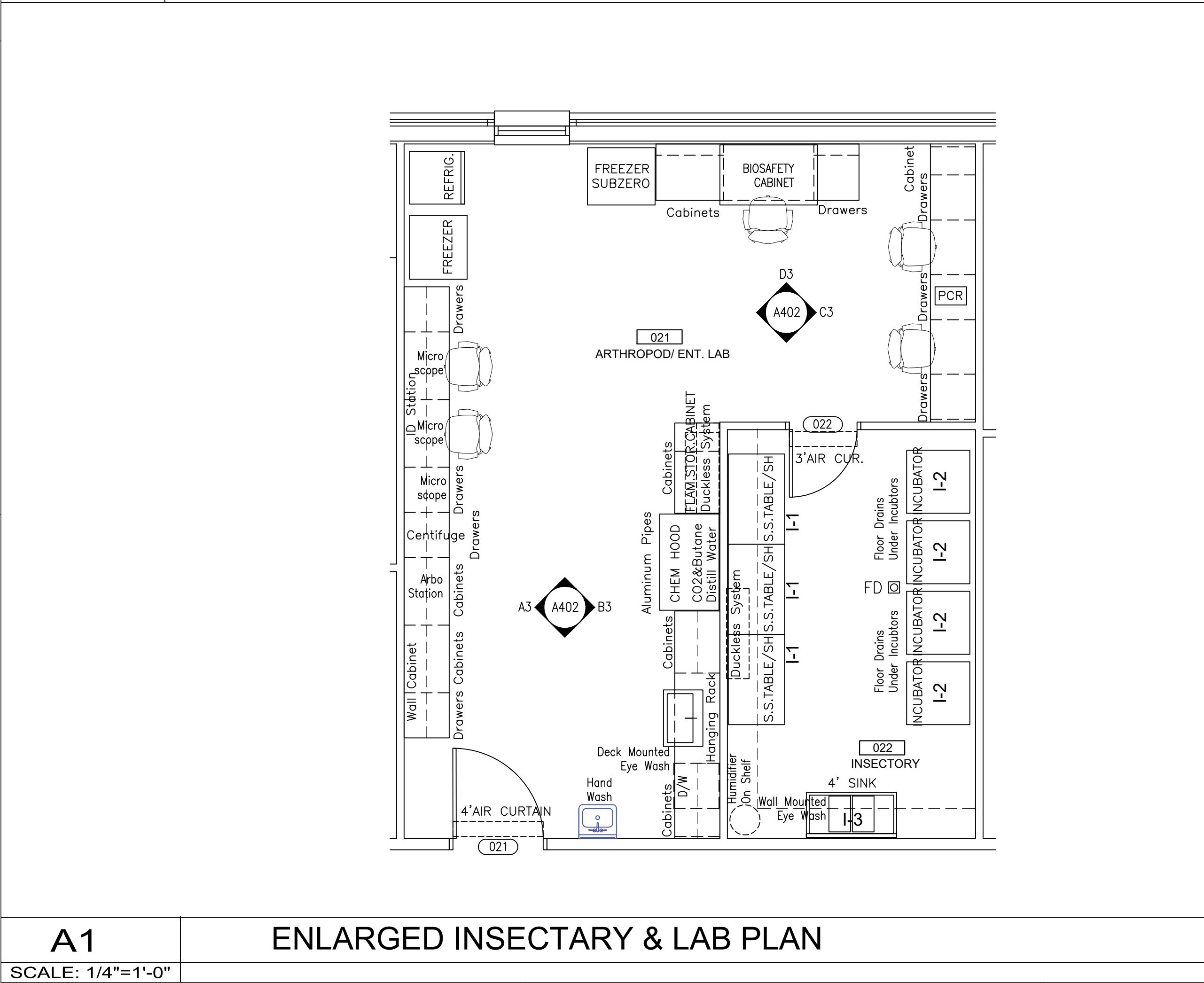
MARK	DESCRIPTION	MANUFACTURER	MODEL	DIMENSIONS	QUANTITY
I - 1	WORK TABLE		WORK TABLE	48" X 30" X 36"	3
I - 2	ENVIRONMENTAL CHAMBER INCUBATOR	PERCIVAL	I - 36 VL	33.5" X 33.6" X 77.2"	4
I - 3	SINK DOUBLE COMPARTMENT	ELKAY SSP,LLC	STANDARD 14 INCH	36" X 30" X 36"	1
I - 4	L/H SINK TABLE	ELKAY SSP,LLC	CLEAN DISH TABLE	42" X 30" X 36"	1
I - 5	R/H SINK TABLE	ELKAY SSP,LLC	CLEAN DISH TABLE	42" X 30" X 36"	1

**LAB EQUIPMENT - furnished by owner and installed by contractor unless noted otherwise**

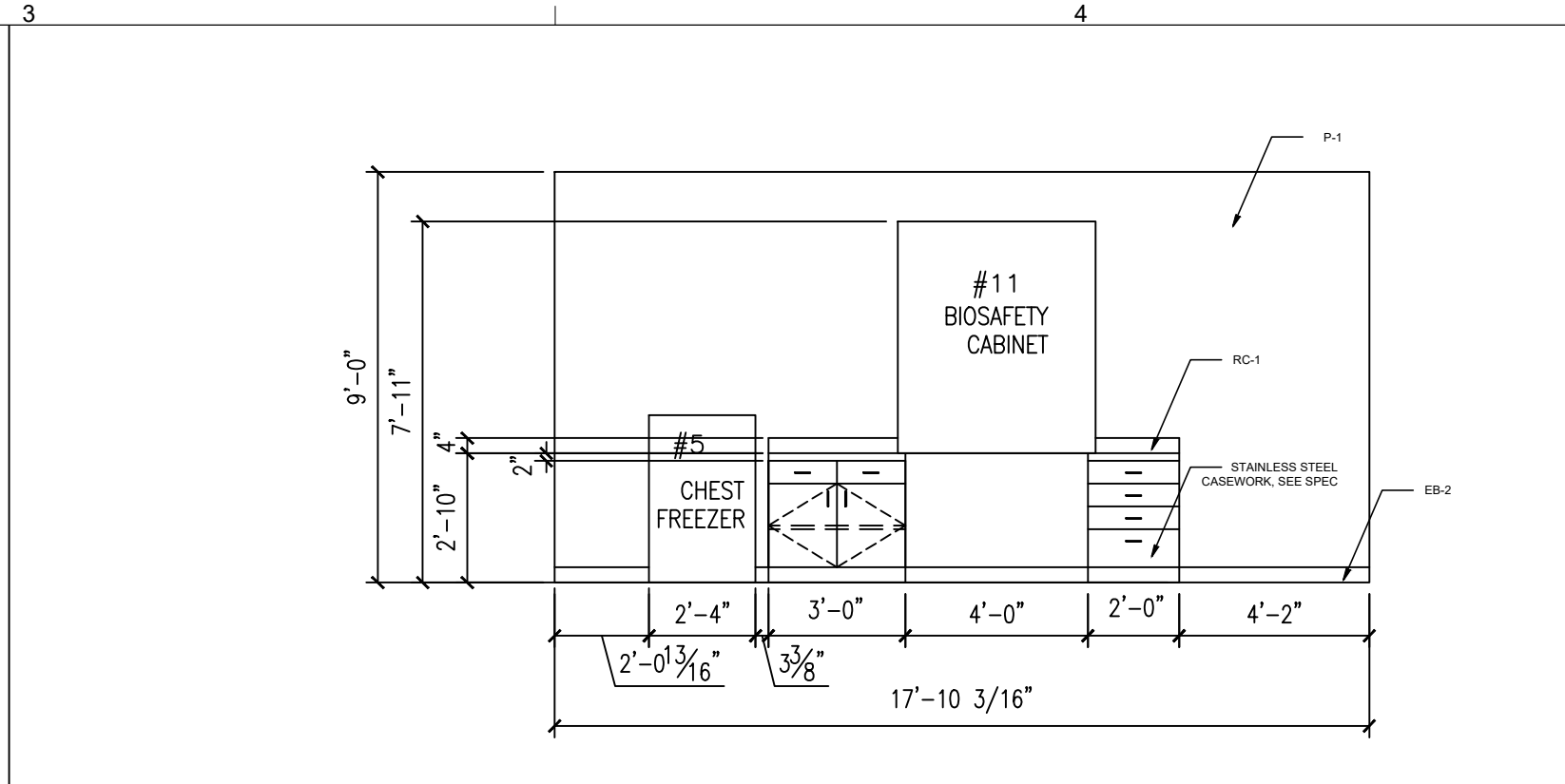
BASIS OF DESIGN

MARK	DESCRIPTION	MANUFACTURER	MODEL	DIMENSIONS	QUANTITY
1	STIR TABLE				1
3	MINI REFRIGERATOR	TAX4SNYBWH	GT138840	20" X 22" X 34.5"	1
4	LARGE REFRIGERATOR	GE	TBX16SATDRWH	24.5" X 27" X 64.5"	1
5	LARGE CHEST FREEZER	THERMO SCIENTIFIC REVCO	CXF SERIES -40 DEG. ULTRA LOW TEMP ULT350-10-A	28.5" X 29.9" X 43.8"	1
6	LARGE UPRIGHT FREEZER	FRIGIDAIR	20.2 CU. FT. FROST FREE	34.25' X 32.28" X 73.19"	1
7	SHAKER INCUBATOR				1
8	BIO INCUBATOR				1
10	DISHWASHER	STEAM SCRUBBER FREESTANDING	705521	24.5" X 27.5"	1
11	BIO SAFETY CABINET	THERMO SCIENTIFIC 1300	CLASS II TYPE A2 BIOLOGICAL	51.2" X 31.5" X 61.8"	1
12	CHEMICAL HOOD FBGC; IBGC	SHELDON LABORATORY SYSTEMS	SHELDON 92204 - ADA AIR FOIL FUME HOOD; 4 FT W (EH-111-48)		1
13	FLAMMABLE LOCKER	JUSTRITE	17-GALLON 2 DOOR MANUAL WALL MOUNT YELLOW	43" X 18" X 24"	1

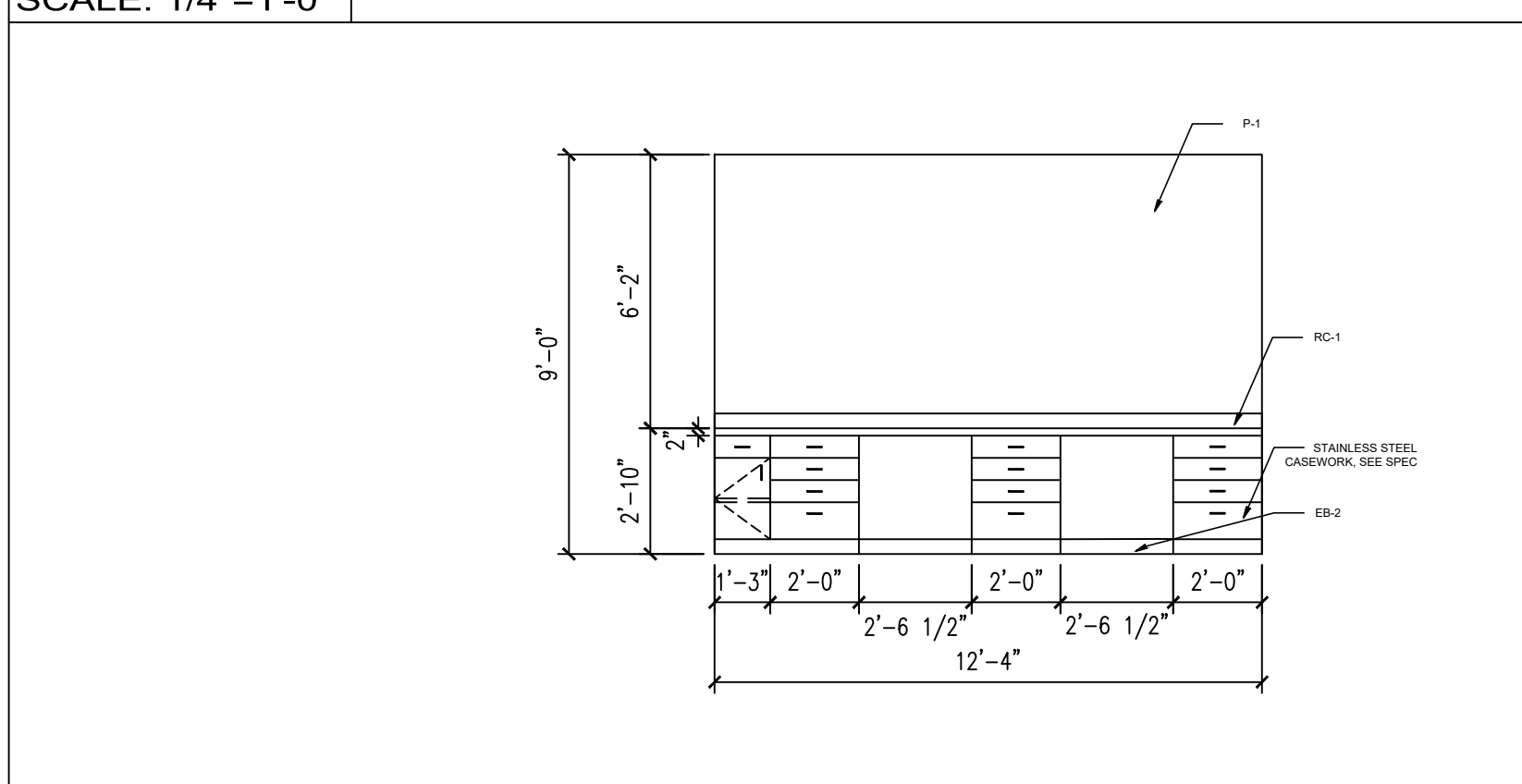
**C1 INSECTARY AND LAB EQUIPMENT SCHEDULE**  
NO SCALE



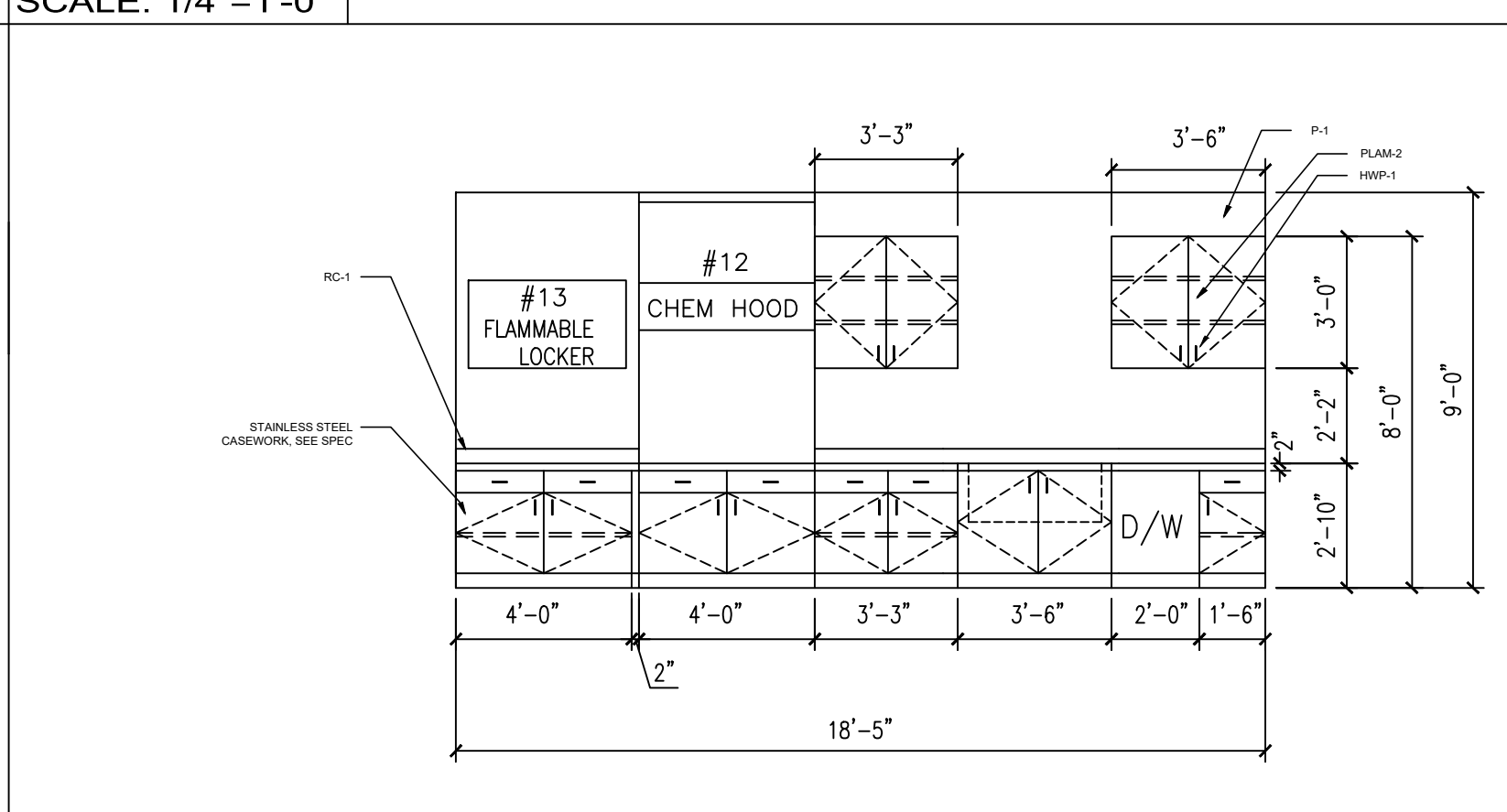
**A1 ENLARGED INSECTARY & LAB PLAN**  
SCALE: 1/4"=1'-0"



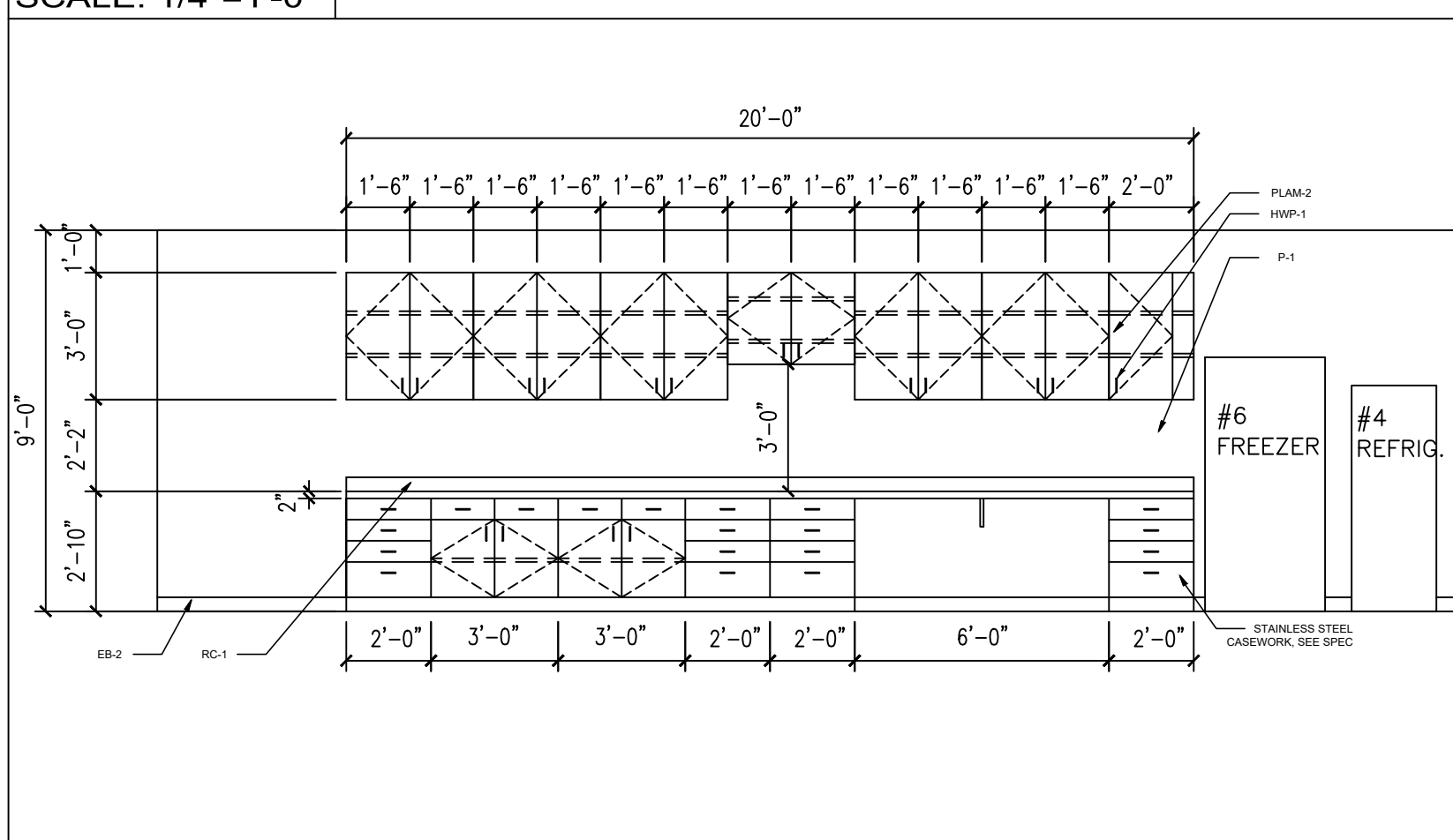
**D3 LAB INTERIOR ELEVATIONS**  
SCALE: 1/4"=1'-0"



**C3 LAB INTERIOR ELEVATIONS**  
SCALE: 1/4"=1'-0"



**B3 LAB INTERIOR ELEVATIONS**  
SCALE: 1/4"=1'-0"



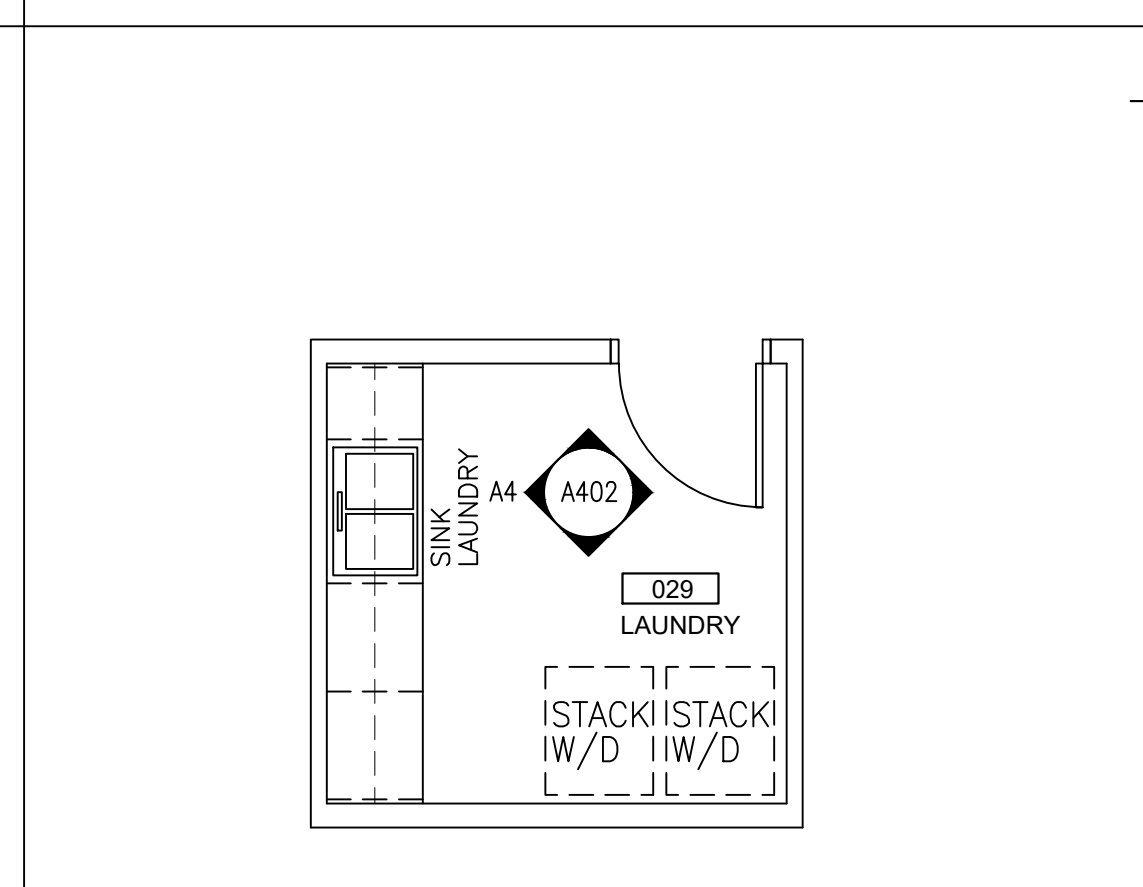
**A3 LAB INTERIOR ELEVATIONS**  
SCALE: 1/4"=1'-0"

**GENERAL NOTES:** ENLARGED PLANS

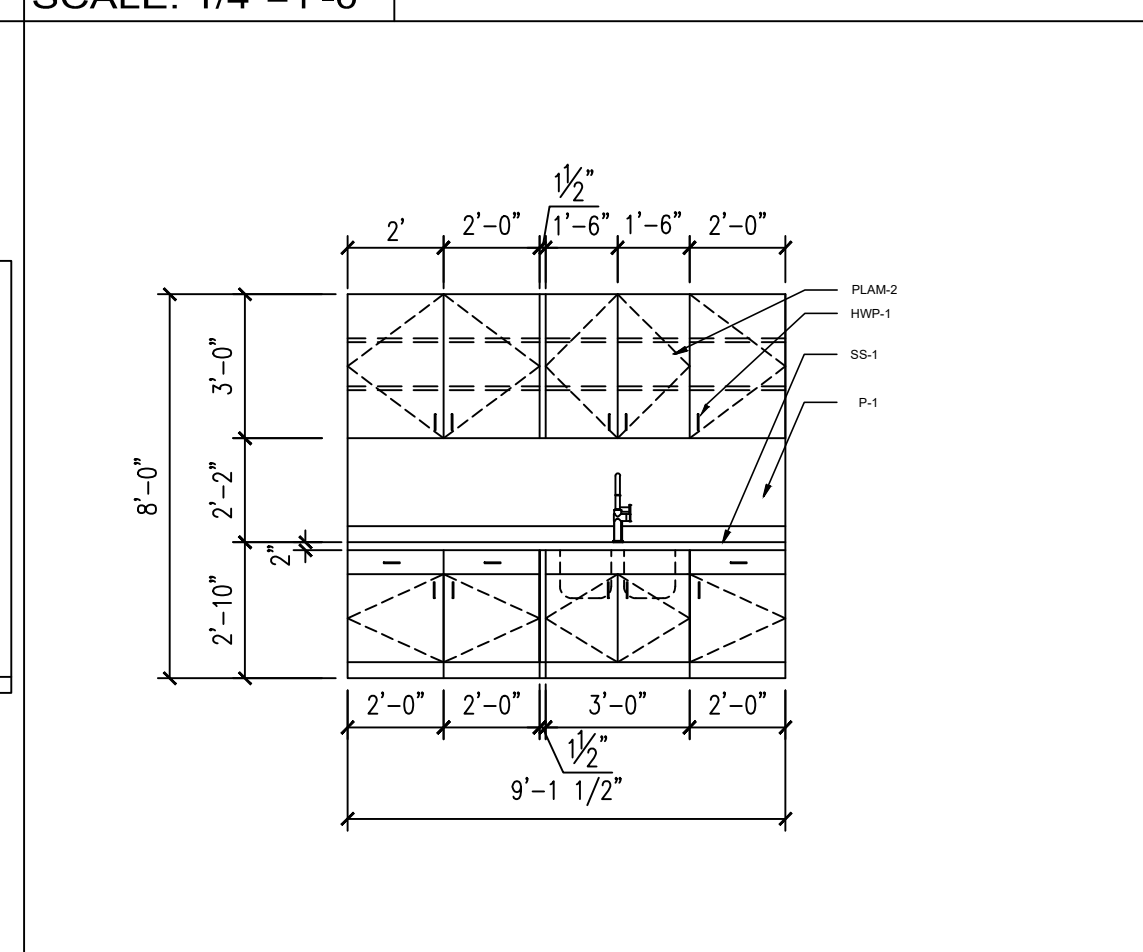
- ALL CONTRACTORS MUST FIELD VERIFY ALL EXISTING CONDITIONS PRIOR TO PERFORMING NEW WORK.
- THE CONTRACTOR SHALL PROVIDE REINFORCING 20 GA. STEEL SHEET METAL BLOCKING BEHIND WALL MOUNTED AND CEILING MOUNTED EQUIPMENT. COORDINATE WITH A / V, DATA, CASEWORK, FURNITURE, ELECTRICAL, AND INTERIOR ELEVATION DRAWINGS.
- INTERIOR DOORS TO BE LOCATED MIN 6" FROM ADJACENT STUD PARTITIONS AND 8" FROM ADJACENT MASONRY PARTITIONS, UNLESS DIMENSIONED OR NOTED OTHERWISE.
- CONTRACTOR SHALL COORDINATE WORK WITH MECHANICAL, ELECTRICAL, PLUMBING, AND ALL OTHER DISCIPLINES.
- REFER TO FINISH SCHEDULE ON A-\*\*\* FOR FINISHES.
- PROVIDE 1/8" / FT MIN SLOPE TOWARDS ALL FLOOR DRAINS, UNO.

**GENERAL NOTES:** INTERIOR ELEVATIONS

- ALL CONTRACTORS MUST FIELD VERIFY ALL EXISTING CONDITIONS PRIOR TO PERFORMING NEW WORK.
- SEE SHEET A-641 FOR FINISH SCHEDULES PLUMBING AND RESTROOM ACCESSORIES.
- SEE SHEET A-\*\*\* FOR STANDARD MOUNTING HEIGHTS AND TOILET ACCESSORY LEGEND.
- ALL GAPS BETWEEN CASEWORK AND WALLS TO RECEIVE INFILL PANELS TO MATCH ADJACENT CASEWORK.
- REFER TO TOILET ACCESSORY SCHEDULE ON SHEET A-\*\*\* FOR MORE INFORMATION. SEE ENLARGED PLANS FOR ADDITIONAL TOILET ACCESSORIES.



**B4 LAUNDRY PLAN**  
SCALE: 1/4"=1'-0"



**A4 LAUNDRY ELEV.**  
SCALE: 1/4"=1'-0"

**DAG ARCHITECTS**  
DAG Architects, AAC000745  
1223 Airport Road Destin, Florida 32541  
850.837.8152 www.dagarchitects.com

**South Walton County Mosquito Control District**  
**New Headquarters Building**

774 North County Highway 393  
Santa Rosa Beach, Florida 32459

REGISTERED ARCHITECT  
PATRICK L. BALLAR  
A R0017640

**PERMIT SET**

No.	Description	Date

**ENLARGED FLOOR PLAN & INT. ELEVATIONS**  
Project number: 18106  
Date: 08-02-2023  
PIC: PLB  
PM: SLN  
**A403**

ALL REPORTS, PLANS, SPECIFICATIONS, COMPUTER FILES, FIELD DATA, NOTES AND OTHER DOCUMENTS AND INSTRUMENTS OF SERVICE SHALL REMAIN THE PROPERTY OF THE CONSULTANT. THE CONSULTANT SHALL RETAIN ALL COMMON LAW, STATUTORY AND OTHER RESERVED RIGHTS, INCLUDING THE COPYRIGHT THEREIN. PURSUANT TO FLORIDA STATUTES, SECTION 558.0935, AN INDIVIDUAL EMPLOYEE OR AGENT MAY NOT BE HELD INDIVIDUALLY LIABLE FOR NEGLIGENCE.



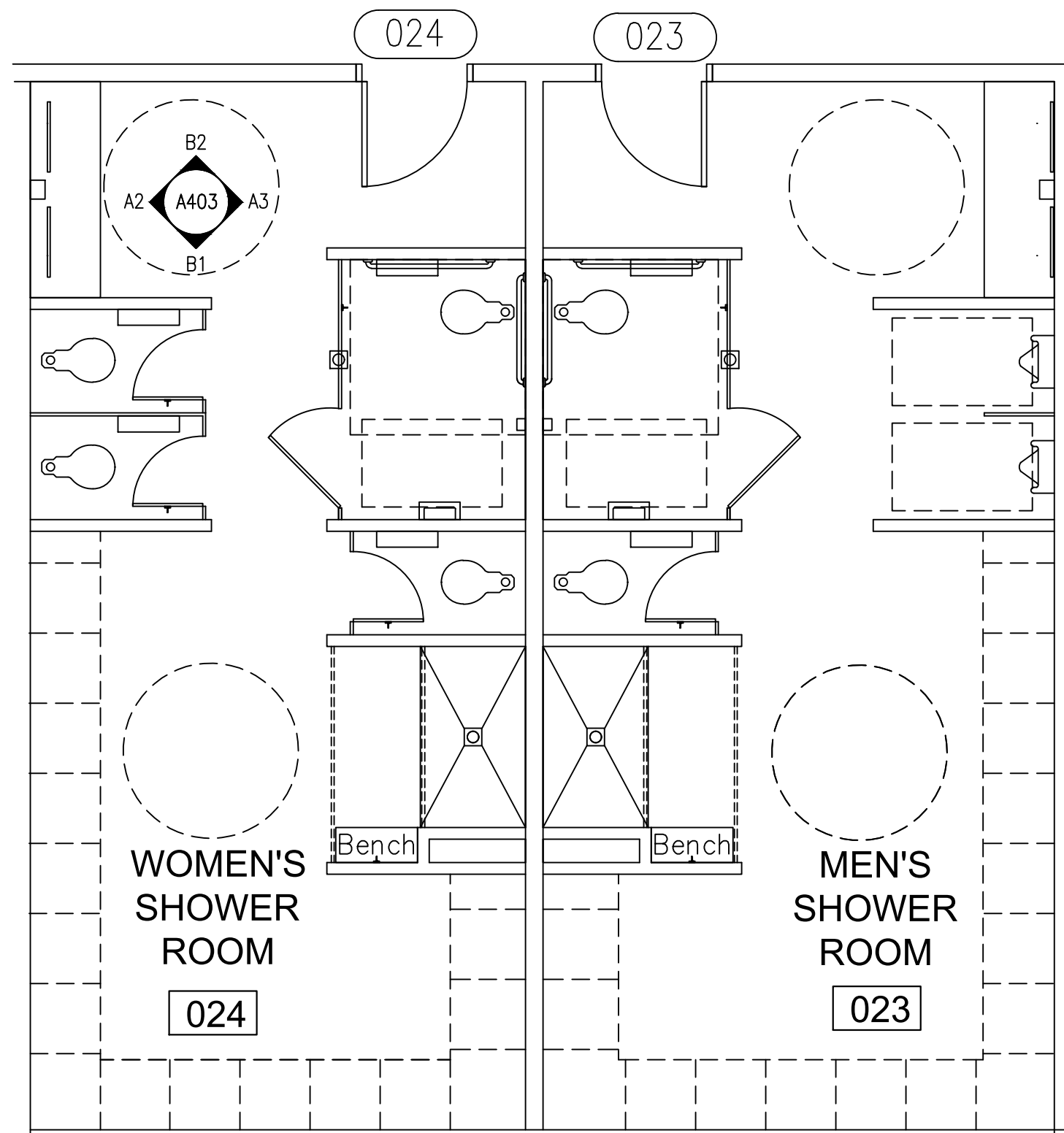
ALL REPORTS, PLANS, SPECIFICATIONS, COMPUTER FILES, FIELD DATA, NOTES AND OTHER DOCUMENTS AND INSTRUMENTS OF SERVICE SHALL REMAIN THE PROPERTY OF THE CONSULTANT. THE CONSULTANT SHALL RETAIN ALL COMMON LAW, STATUTORY AND OTHER RESERVED RIGHTS, INCLUDING THE COPYRIGHT THEREIN. PURSUANT TO FLORIDA STATUTES, SECTION 558.0835, AN INDIVIDUAL EMPLOYEE OR AGENT MAY NOT BE HELD INDIVIDUALLY LIABLE FOR NEGLIGENCE.

MARK	DESCRIPTION	MANUFACTURER	REMARKS
GB36 GB42	GRAB BAR (36" LENGTH BEHIND WC & 42" TO THE SIDE OF WC)	BOBRICK B-6806x36 BOBRICK B-6806x42	MOUNT CENTERLINE OF GB 2'-10" ABOVE FLOOR
GBS1 GBS16	GRAB BAR (TWO-WALL SHOWER) (GBS1 = B-6861)	BOBRICK B-6861 BOBRICK B-68616	MOUNT CENTERLINE OF GB 2'-10" ABOVE FLOOR
M1	FRAMED MIRROR 24"Wx36"H	BOBRICK B-165 2436	MOUNT BOTTOM OF MIRROR 3'-3" ABOVE FLOOR
MBH	MOP AND BROOM HOLDER - 4	BOBRICK B-223x36	4 HOLDER WALL MOUNTED MOP AND BROOM RACK MOUNT TOP OF HOLDER 6'-0" ABOVE FLOOR
RH1	ROBE HOOK	BOBRICK B-76717	SURFACE MOUNTED CLOTHES HOOK ON WALL MOUNT TOP OF HOOK 4'-0" ABOVE FLOOR
RH2	ROBE HOOK	BOBRICK B-212	SURFACE MOUNTED CLOTHES HOOK AND BUMPER MOUNT AT TOP CENTER OF PARTITION DOOR
RP	RESTROOM PARTITION	SEE SPECIFICATIONS	FLOOR-TO-CEILING RESTROOM PARTITIONS
SCR	SHOWER CURTAIN, HOOKS AND CURTAIN ROD (VERIFY LENGTH)	B-204-2, B-204-3, B-204-1 AND B-6047	WALL MOUNTED CURTAIN ROD MOUNT CENTER OF ROD 6'-4" ABOVE FLOOR
SD	WALL MOUNTED SOAP DISPENSER	BOBRICK B-2111	SURFACE WALL MOUNTED DISPENSER MOUNT BOTTOM OF DISPENSER 3'-3" ABOVE FLOOR
SN1	SANITARY NAPKIN DISPOSAL	BOBRICK B-353	RECESSED MOUNTED SANITARY NAPKIN DISPOSAL MOUNT TOP OF RECESSED DISPOSAL 2'-6" ABOVE FL.
SN2	SANITARY NAPKIN DISPOSAL	BOBRICK B-354	PARTITION MOUNTED SANITARY NAPKIN DISPOSAL MOUNT TOP OF DISPOSAL 2'-7" ABOVE FLOOR
SS	SHOWER SEAT	BOBRICK B-5193	SURFACE MOUNTED SHOWER SEAT MOUNT TOP OF SEAT 1'-6" ABOVE FLOOR
TB	TOWEL BAR	BOBRICK B-673x18	SURFACE WALL MOUNTED TOWEL BAR MOUNT CENTERLINE OF BAR 2'-11" ABOVE FLOOR
TD	TOWEL DISPENSER	BOBRICK-B-262	SURFACE MOUNTED PAPER TOWEL DISPENSER MOUNTED BOTTOM OF DISPENSER 3'-9" ABOVE FLOOR
TH	TOILET TISSUE HOLDER TWIN JUMBO-ROLL	BOBRICK-B-2892	SURFACE MOUNTED TOILET PAPER DISPENSER MOUNT TOP 2'-6" ABOVE FLOOR
TW	TOWEL DISPENSER AND WASTE RECEPTACLE	BOBRICK B-3944	RECESSED MOUNTED TOWEL DISPENSER MOUNT TOP OF RECESSED DISPENSER 5'-4" ABOVE FL.
WR	WASTE RECEPTACLE	BOBRICK-B-279	SURFACE MOUNTED WASTE RECEPTACLE MOUNTED TOP OF RECEPTACLE 2'-6" ABOVE FLOOR

NOTES: 1. PROVIDE INSULATED COVERINGS ON ALL PIPES BENEATH ALL LAVATORIES SIMILAR TO LAVATORY GUARD. LPG - LAVATORY PIPE GUARD  
 2. PROVIDE BLOCKING FOR ALL TOILET/SHOWER ACCESSORIES.

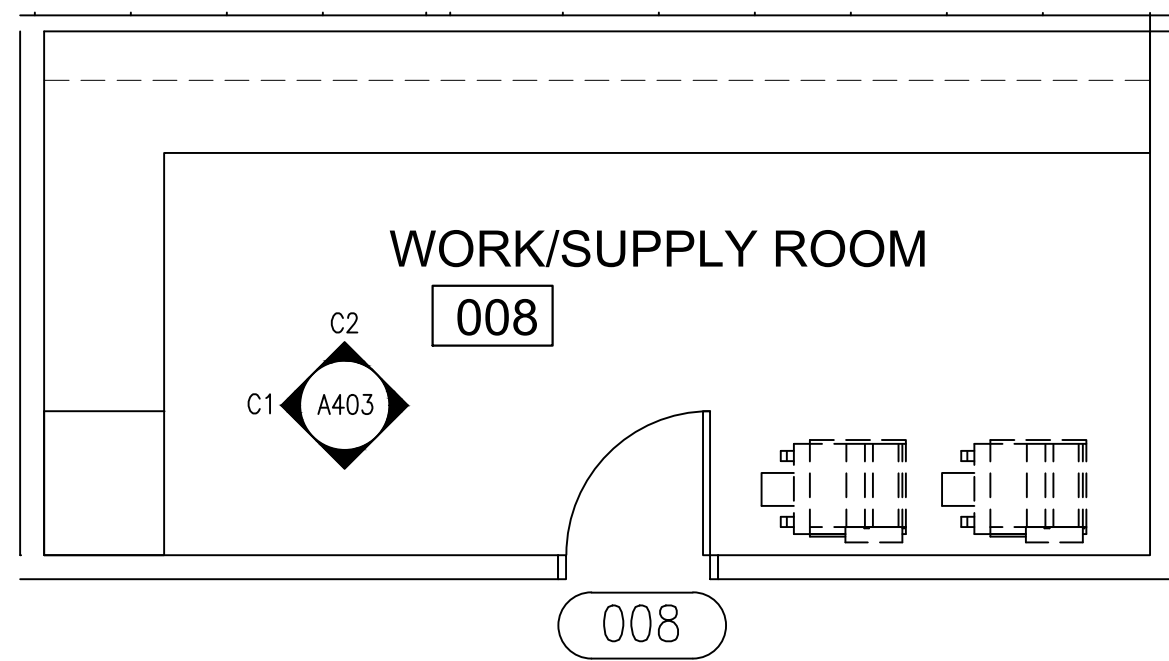
### D1 TOILET ACCESSORIES SCHEDULE

NO SCALE



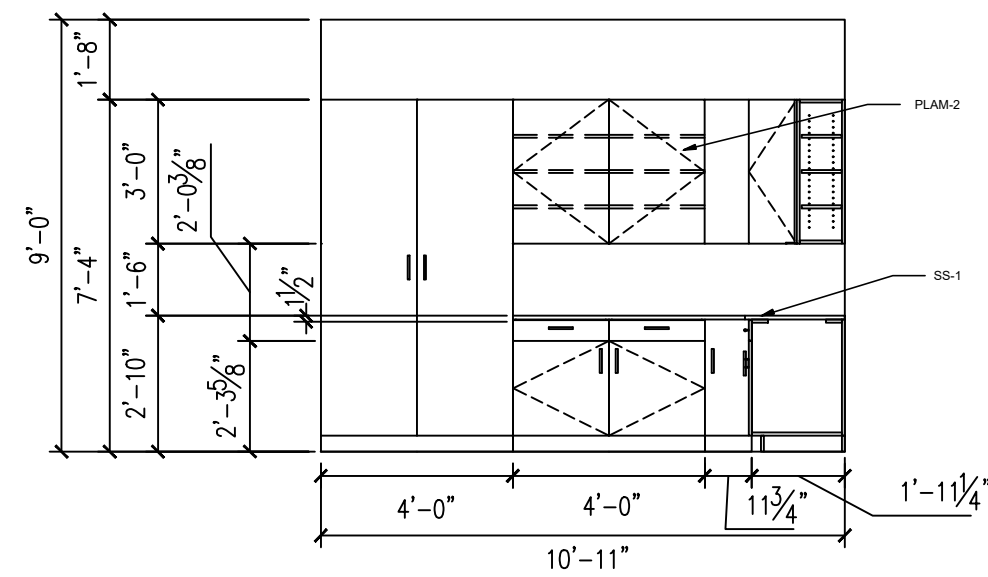
**A1 SHOWER ROOM ENLARGED PLAN**

SCALE: 1/4"=1'-0"



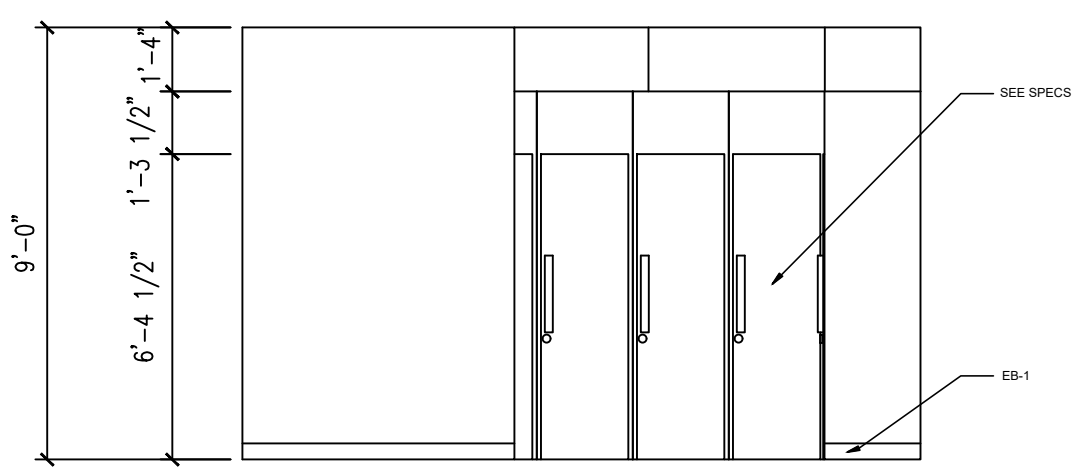
**D1 ENLARGED PLAN**

SCALE: 1/4"=1'-0"



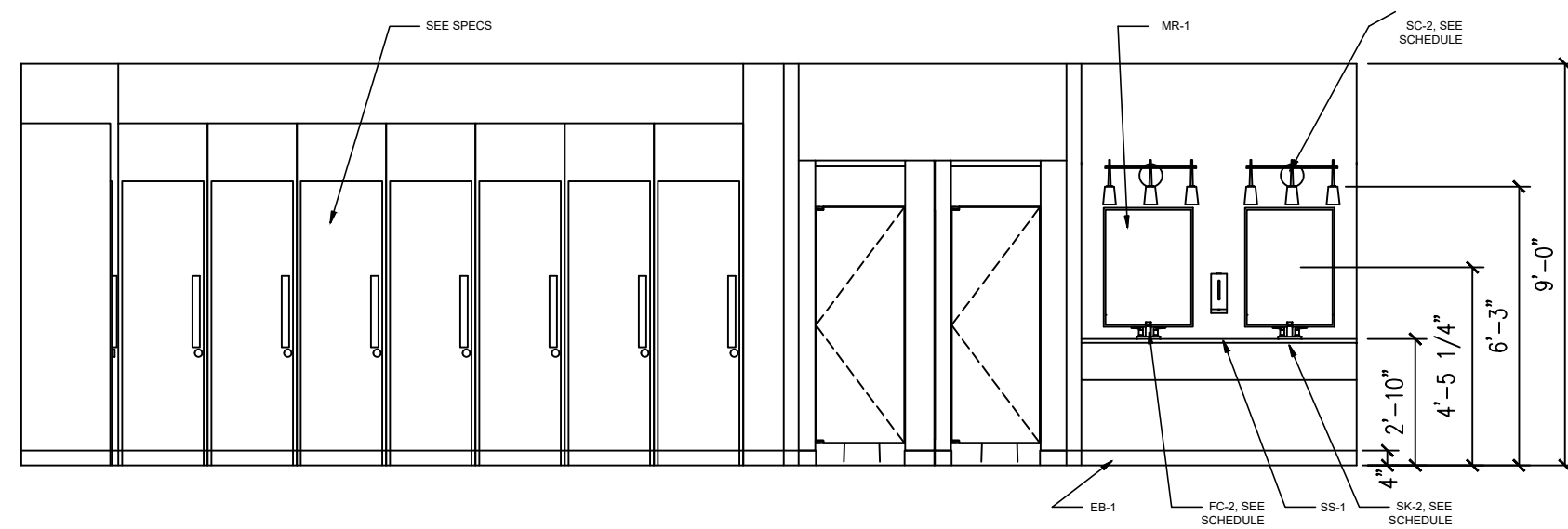
**C1 WORK/ SUPPLY RM ELEV. 2**

SCALE: 1/4"=1'-0"



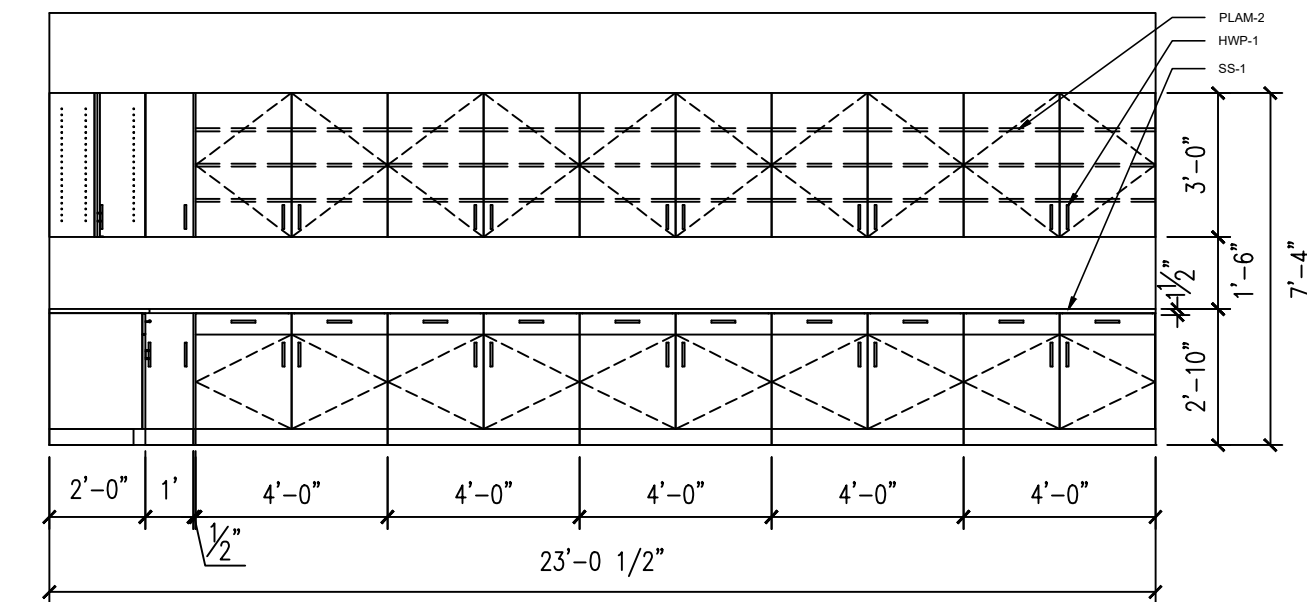
**B1 SHOWER ROOM ELEV. 3**

SCALE: 1/4"=1'-0"



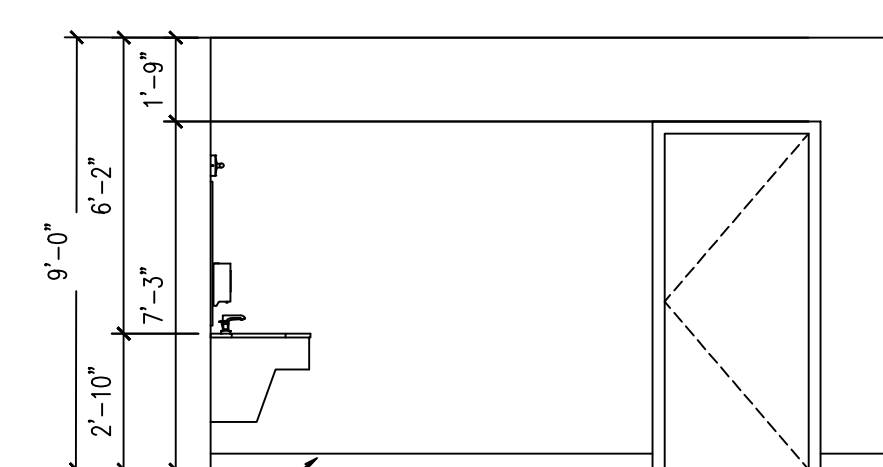
**A2 SHOWER ROOM ELEV. 4**

SCALE: 1/4"=1'-0"



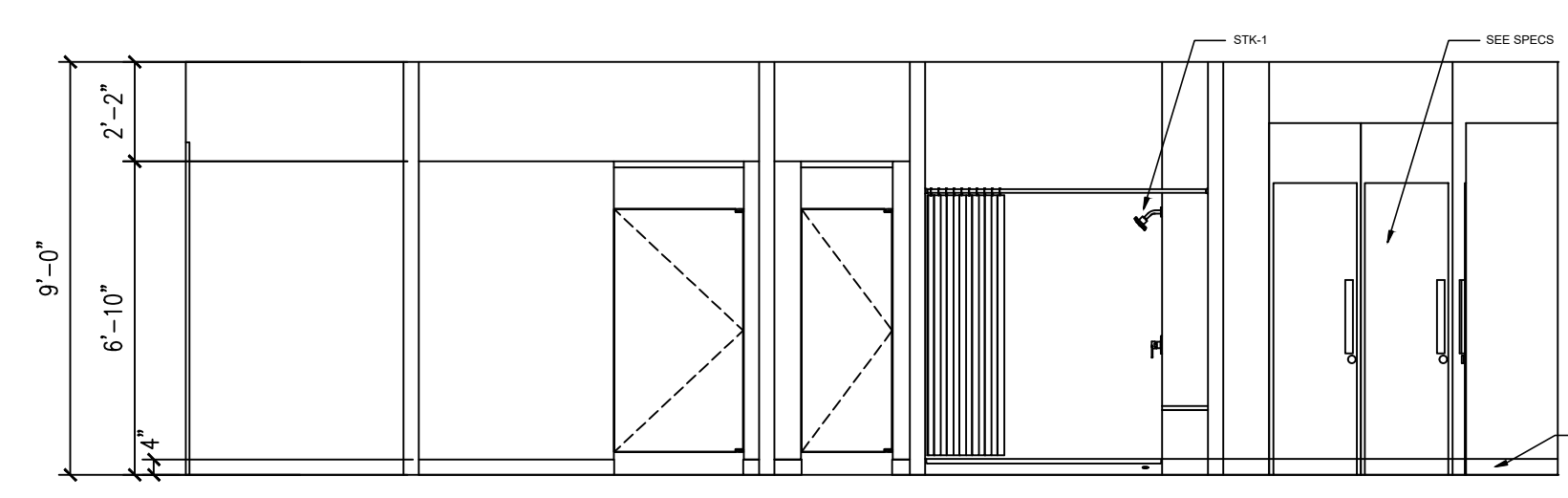
**C2 WORK/ SUPPLY ROOM ELEV. 1**

SCALE: 1/4"=1'-0"



**B2 SHWR RM ELEV. 1**

SCALE: 1/4"=1'-0"



**A3 SHOWER ROOM ELEV. 2**

SCALE: 1/4"=1'-0"

**GENERAL NOTES: ENLARGED PLANS**

- ALL CONTRACTORS MUST FIELD VERIFY ALL EXISTING CONDITIONS PRIOR TO PERFORMING NEW WORK.
- THE CONTRACTOR SHALL PROVIDE REINFORCING 20 GA. STEEL SHEET METAL BLOCKING BEHIND WALL MOUNTED AND CEILING MOUNTED EQUIPMENT. COORDINATE WITH A / V, DATA, CASEWORK, FURNITURE, ELECTRICAL, AND INTERIOR ELEVATION DRAWINGS.
- INTERIOR DOORS TO BE LOCATED MIN 6" FROM ADJACENT STUD PARTITIONS AND 8" FROM ADJACENT MASONRY PARTITIONS, UNLESS DIMENSIONED OR NOTED OTHERWISE.
- CONTRACTOR SHALL COORDINATE WORK WITH MECHANICAL, ELECTRICAL, PLUMBING, AND ALL OTHER DISCIPLINES.
- REFER TO FINISH SCHEDULE ON A-\*\*\* FOR FINISHES.
- PROVIDE 1/8" / FT MIN SLOPE TOWARDS ALL FLOOR DRAINS, UNO.

**GENERAL NOTES: INTERIOR ELEVATIONS**

- ALL CONTRACTORS MUST FIELD VERIFY ALL EXISTING CONDITIONS PRIOR TO PERFORMING NEW WORK.
- SEE SHEET A-641 FOR FINISH SCHEDULES PLUMBING AND RESTROOM ACCESSORIES.
- SEE SHEET A-\*\*\* FOR STANDARD MOUNTING HEIGHTS AND TOILET ACCESSORY LEGEND.
- ALL GAPS BETWEEN CASEWORK AND WALLS TO RECEIVE INFILL PANELS TO MATCH ADJACENT CASEWORK.
- REFER TO TOILET ACCESSORY SCHEDULE ON SHEET A-\*\*\* FOR MORE INFORMATION. SEE ENLARGED PLANS FOR ADDITIONAL TOILET ACCESSORIES.



**DAG ARCHITECTS**

DAG Architects, AAC000745  
 1223 Airport Road Destin, Florida 32541  
 850.837.8152 www.dagarchitects.com



**South Walton County Mosquito Control District  
 New Headquarters Building**

774 North County Highway 393  
 Santa Rosa Beach, Florida 32459

**PERMIT SET**

No.	Description	Date

**ENLARGED FLOOR PLAN & INT. ELEVATIONS**

Project number: 18106  
 Date: 08-02-2023  
 PIC: PLB  
 PM: SLN

**A404**



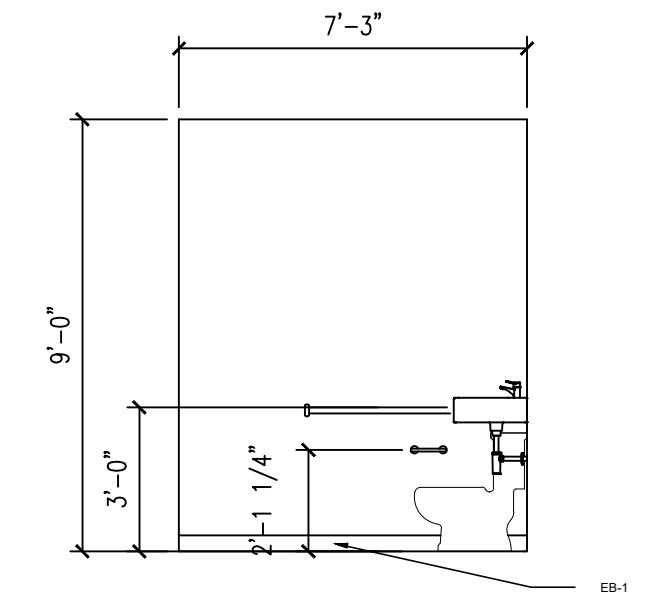
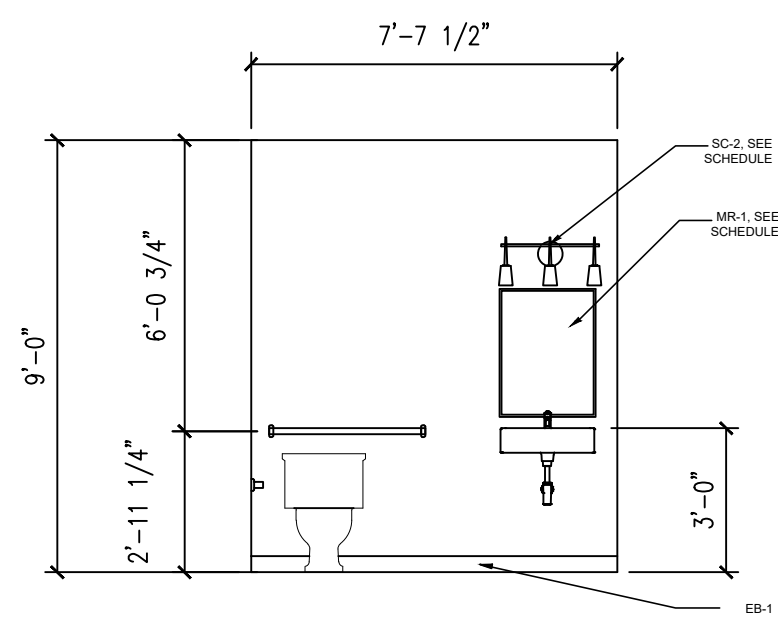
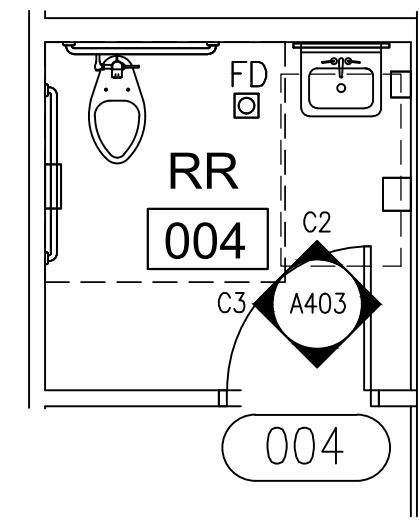
ALL REPORTS, PLANS, SPECIFICATIONS, COMPUTER FILES, FIELD DATA, NOTES AND OTHER DOCUMENTS AND INSTRUMENTS OF SERVICE SHALL REMAIN THE PROPERTY OF THE CONSULTANT. THE CONSULTANT SHALL RETAIN ALL COMMON LAW, STATUTORY AND OTHER RESERVED RIGHTS, INCLUDING THE COPYRIGHT THEREIN. PURSUANT TO FLORIDA STATUTES, SECTION 558.0035, AN INDIVIDUAL EMPLOYEE OR AGENT MAY NOT BE HELD INDIVIDUALLY LIABLE FOR NEGLIGENCE.

GENERAL NOTES: ENLARGED PLANS

1. ALL CONTRACTORS MUST FIELD VERIFY ALL EXISTING CONDITIONS PRIOR TO PERFORMING NEW WORK.
2. THE CONTRACTOR SHALL PROVIDE REINFORCING 20 GA. STEEL SHEET METAL BLOCKING BEHIND WALL MOUNTED AND CEILING MOUNTED EQUIPMENT. COORDINATE WITH A / V, DATA, CASEWORK, FURNITURE, ELECTRICAL, AND INTERIOR ELEVATION DRAWINGS.
3. INTERIOR DOORS TO BE LOCATED MIN 6" FROM ADJACENT STUD PARTITIONS AND 8" FROM ADJACENT MASONRY PARTITIONS, UNLESS DIMENSIONED OR NOTED OTHERWISE.
4. CONTRACTOR SHALL COORDINATE WORK WITH MECHANICAL, ELECTRICAL, PLUMBING, AND ALL OTHER DISCIPLINES.
5. REFER TO FINISH SCHEDULE ON A-\*\*\* FOR FINISHES.
6. PROVIDE 1/8" / FT MIN SLOPE TOWARDS ALL FLOOR DRAINS, UNO.

GENERAL NOTES: INTERIOR ELEVATIONS

1. ALL CONTRACTORS MUST FIELD VERIFY ALL EXISTING CONDITIONS PRIOR TO PERFORMING NEW WORK.
2. SEE SHEET A-641 FOR FINISH SCHEDULES PLUMBING AND RESTROOM ACCESSORIES.
3. SEE SHEET A-\*\*\* FOR STANDARD MOUNTING HEIGHTS AND TOILET ACCESSORY LEGEND.
4. ALL GAPS BETWEEN CASEWORK AND WALLS TO RECEIVE INFILL PANELS TO MATCH ADJACENT CASEWORK.
5. REFER TO TOILET ACCESSORY SCHEDULE ON SHEET A-\*\*\* FOR MORE INFORMATION. SEE ENLARGED PLANS FOR ADDITIONAL TOILET ACCESSORIES.



**C1 REST ROOM ENLARGED PLAN**

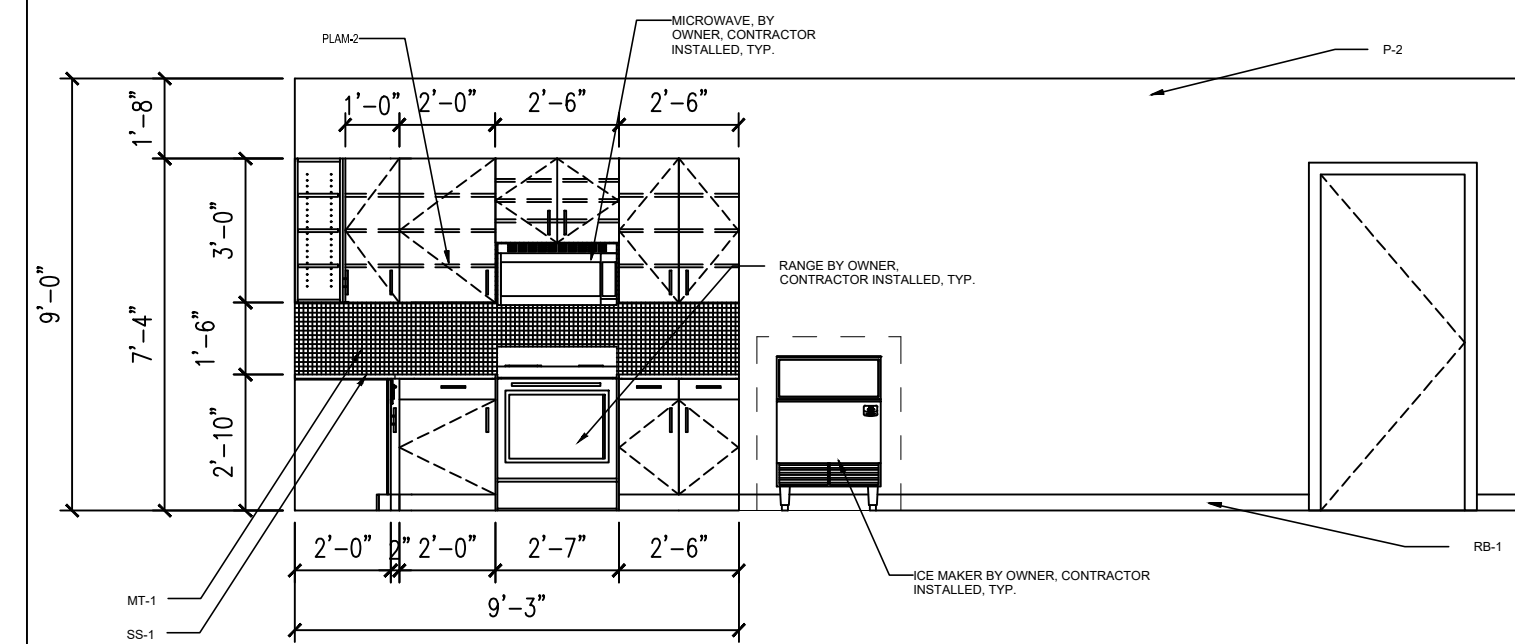
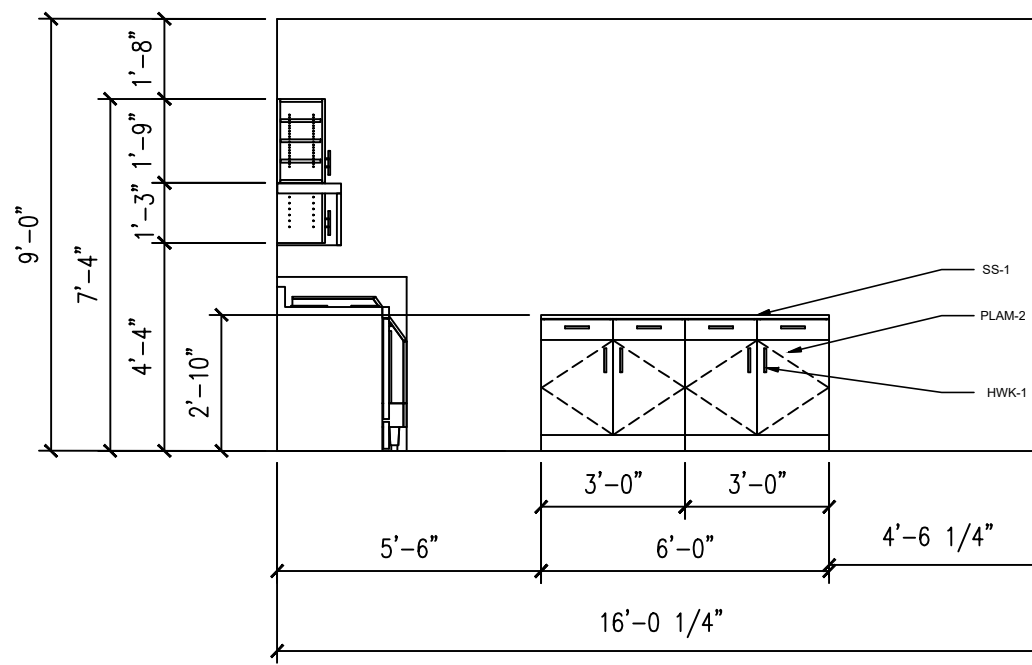
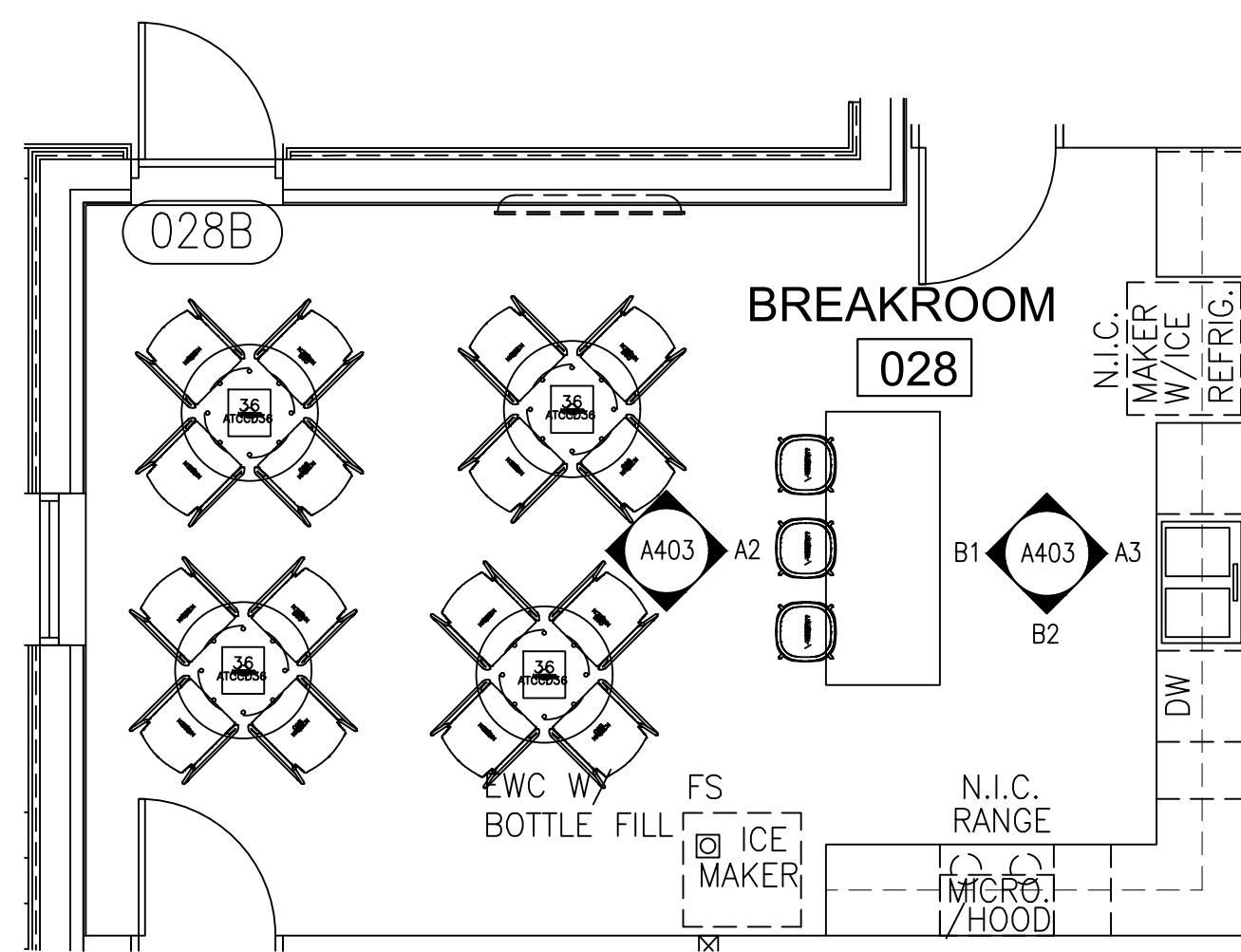
**C2 REST ROOM ELEVATION 1**

**C3 REST ROOM ELEVATION 2**

SCALE: 1/4"=1'-0"

SCALE: 1/4"=1'-0"

SCALE: 1/4"=1'-0"

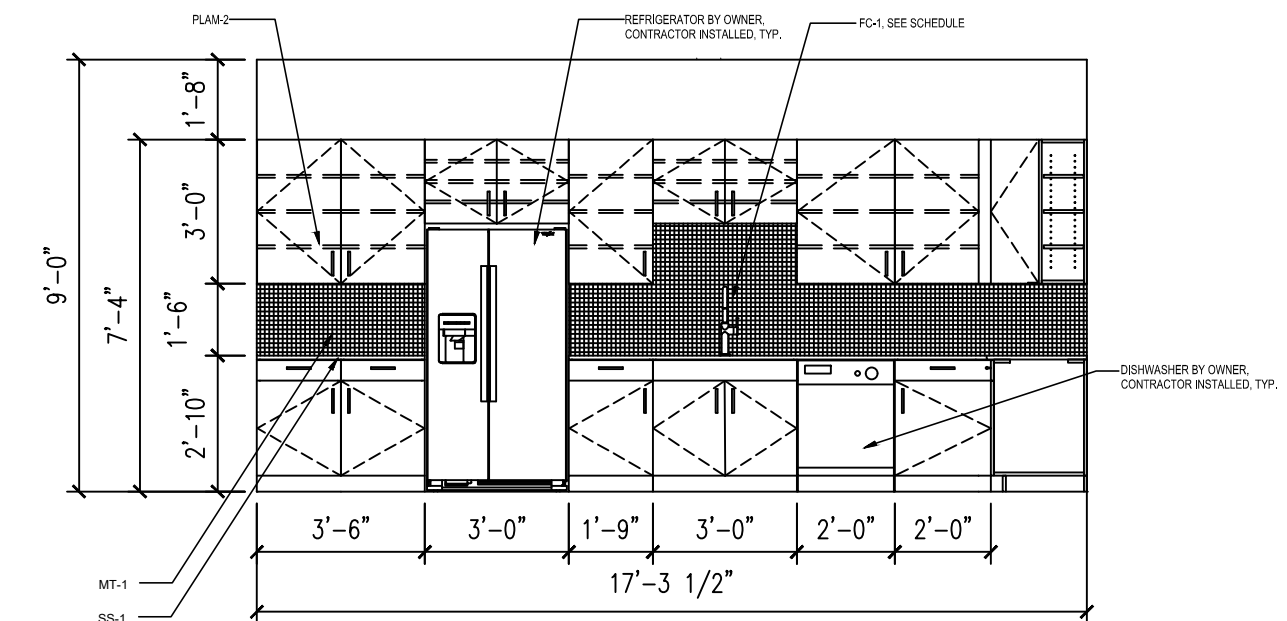
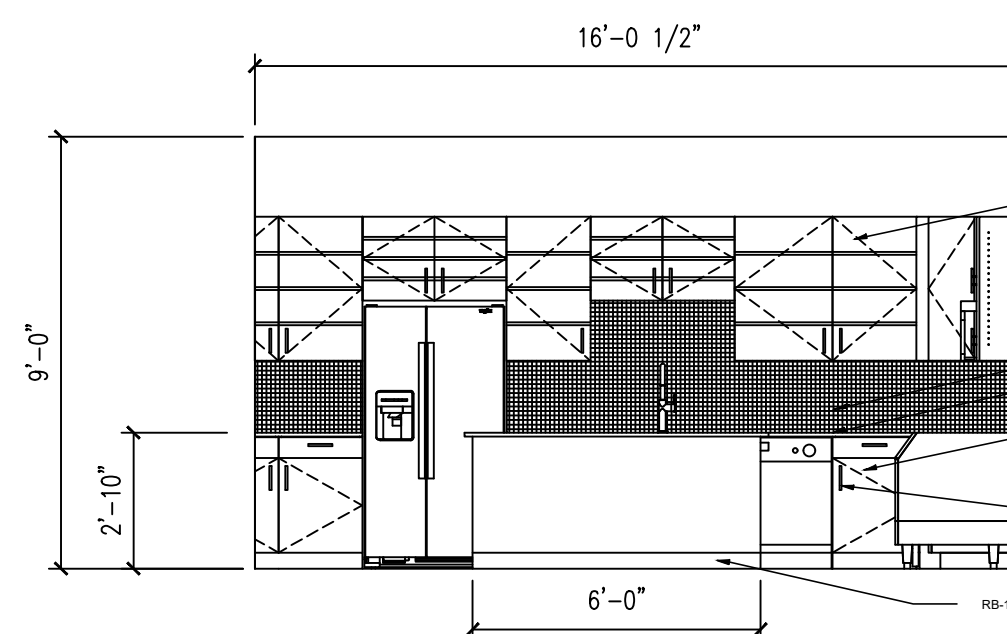


**B1 BREAK ROOM BACK OF ISLAND ELEVATION**

**B2 BREAK ROOM ELEVATION 2**

SCALE: 1/4"=1'-0"

SCALE: 1/4"=1'-0"



**A1 INSECTARY & LAB ENLARGED PLAN**

**A2 BREAK ROOM FRONT OF ISLAND ELEV.**

**A3 BREAK ROOM ELEVATION 1**

SCALE: 1/4"=1'-0"


SCALE: 1/4"=1'-0"

SCALE: 1/4"=1'-0"



ARCHITECTS

DAG Architects, AAC000745  
1223 Airport Road Destin, Florida 32541  
850.837.8152 www.dagarchitects.com



South Walton County Mosquito Control District  
New Headquarters Building

774 North County Highway 393  
Santa Rosa Beach, Florida 32459

PERMIT SET

No.	Description	Date

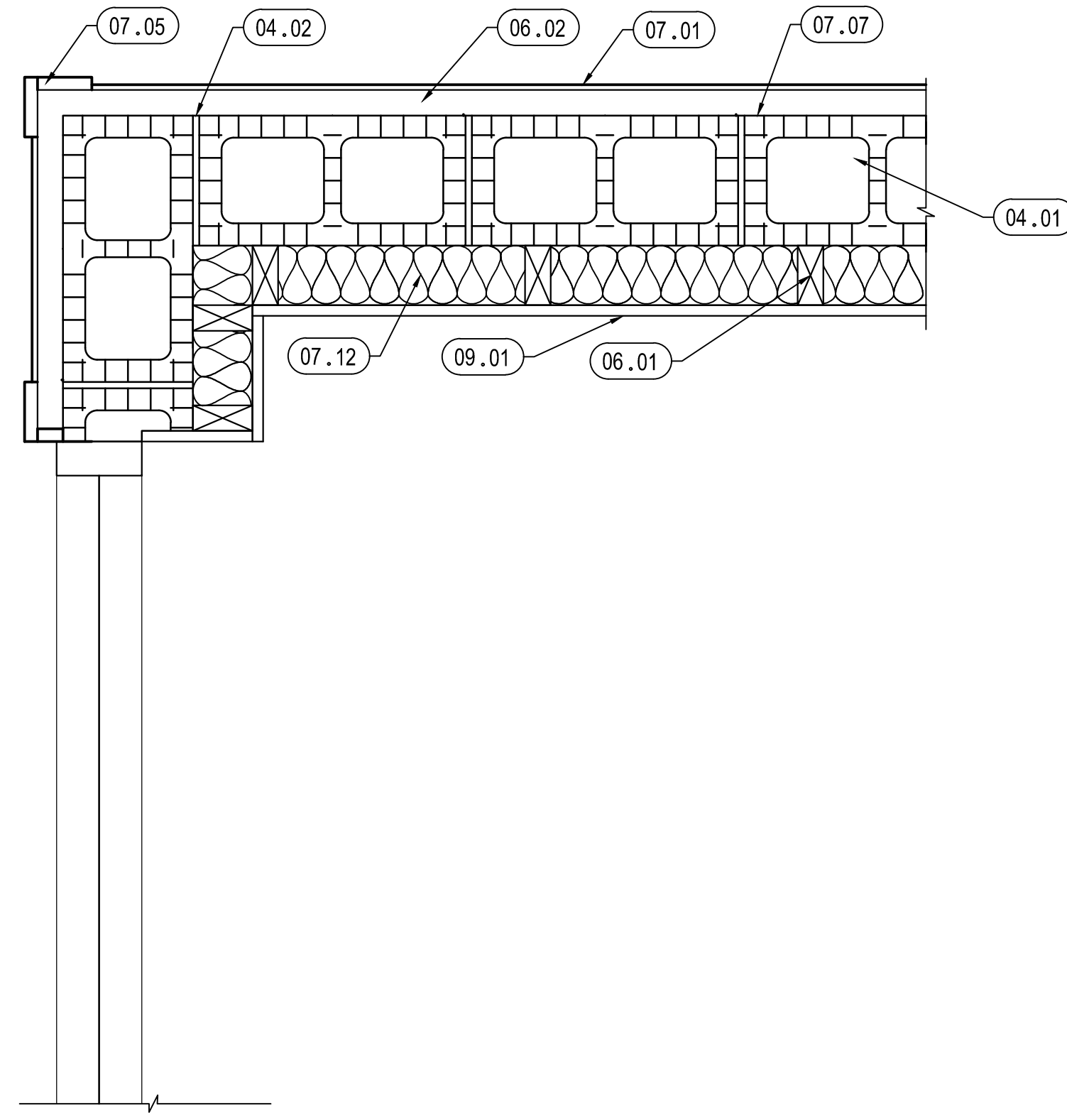
ENLARGED FLOOR PLAN & INT. ELEVATIONS

Project number: 18106  
Date: 08-02-2023  
PIC: PLB  
PM: SLN

A405

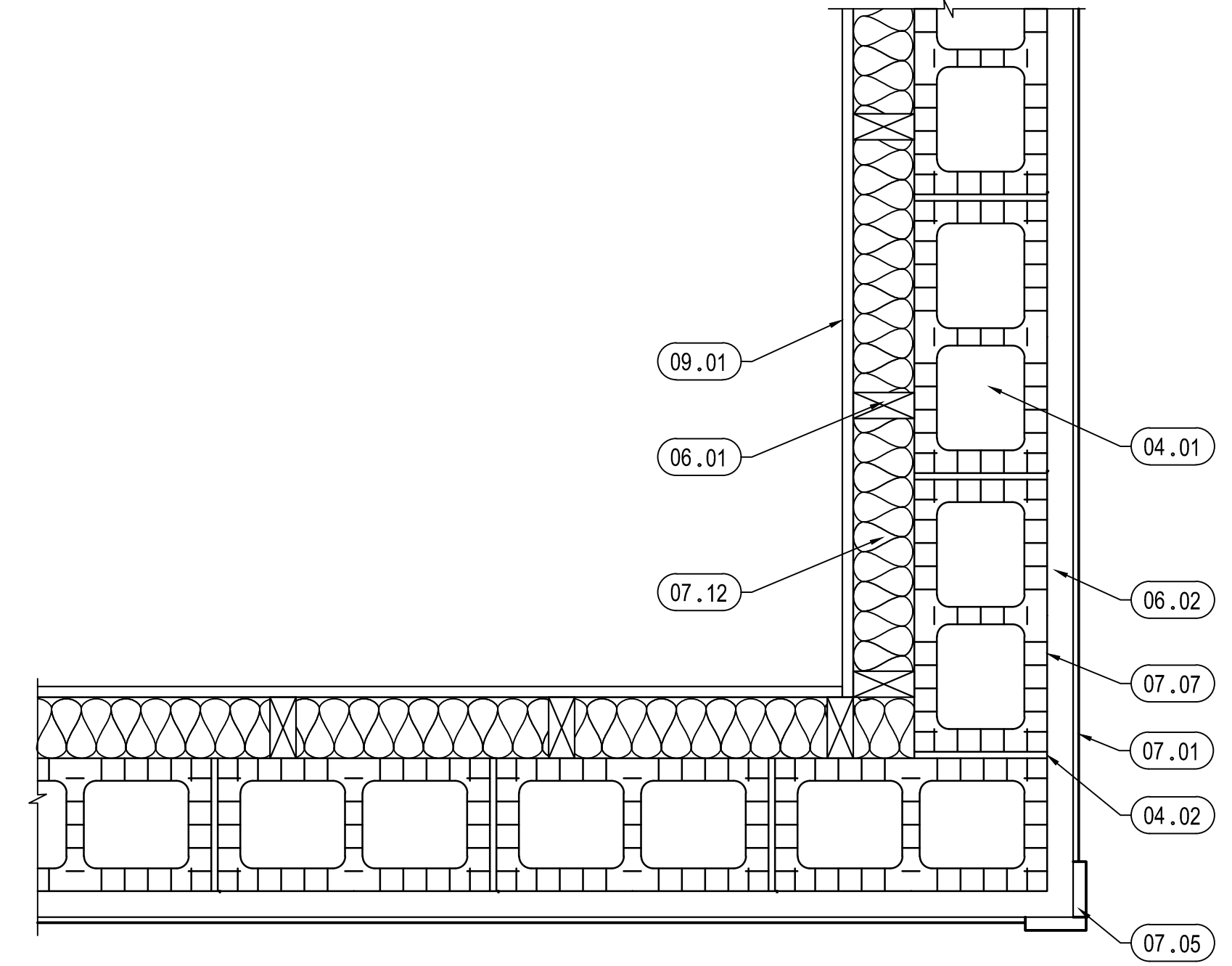


ALL REPORTS, PLANS, SPECIFICATIONS, COMPUTER FILES, FIELD DATA, NOTES AND OTHER DOCUMENTS AND INSTRUMENTS OF SERVICE SHALL REMAIN THE PROPERTY OF THE CONSULTANT. THE CONSULTANT SHALL RETAIN ALL COMMON LAW, STATUTORY AND OTHER RESERVED RIGHTS INCLUDING THE COPYRIGHT THEREOF. PULSANT TO FLORIDA STATUTES, AN INDIVIDUAL EMPLOYEE OR AGENCY MAY NOT BE HELD INDIVIDUALLY LIABLE FOR NEGLIGENCE.



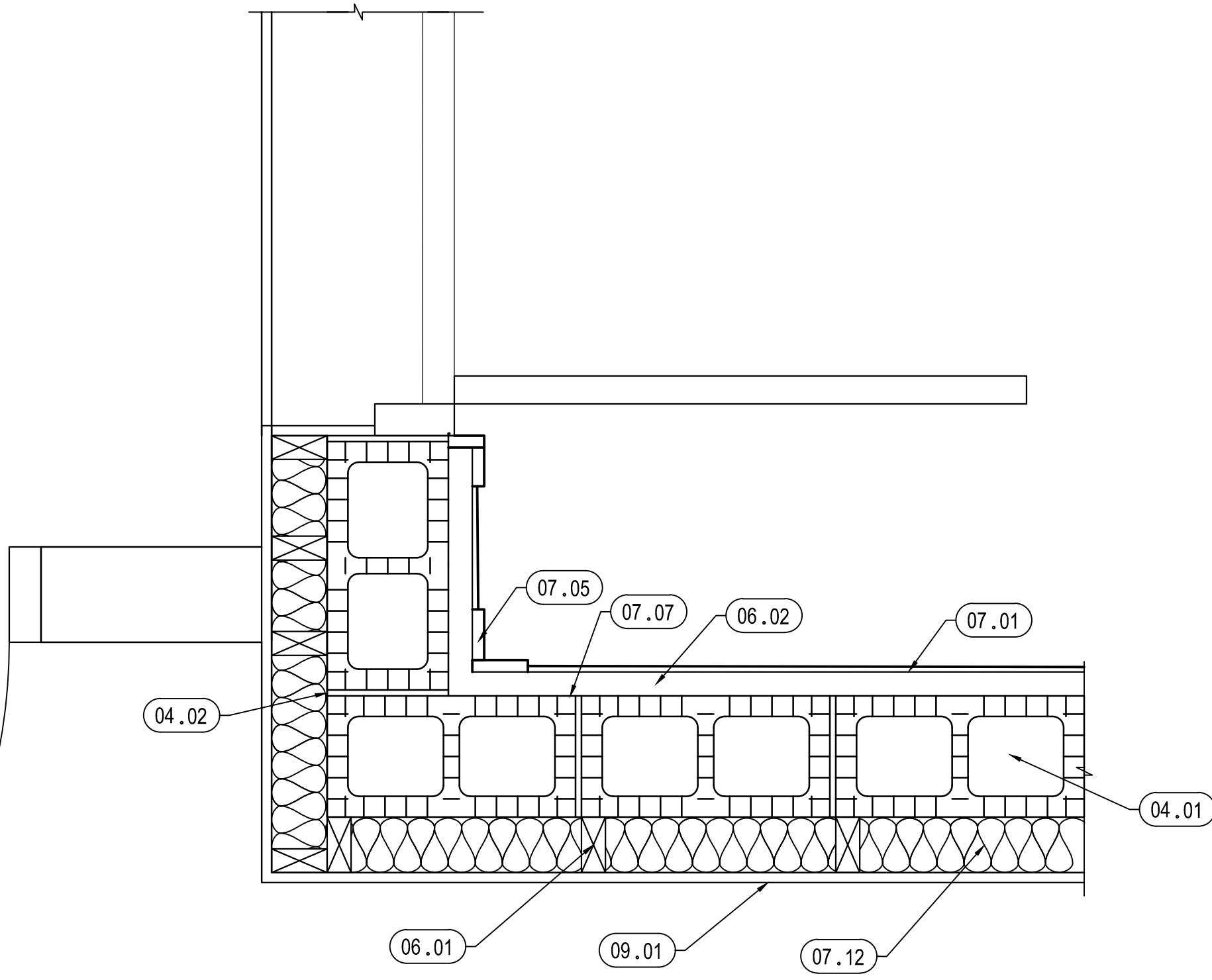
**4 PLAN DETAIL**

SCALE: 1 1/2"=1'-0"



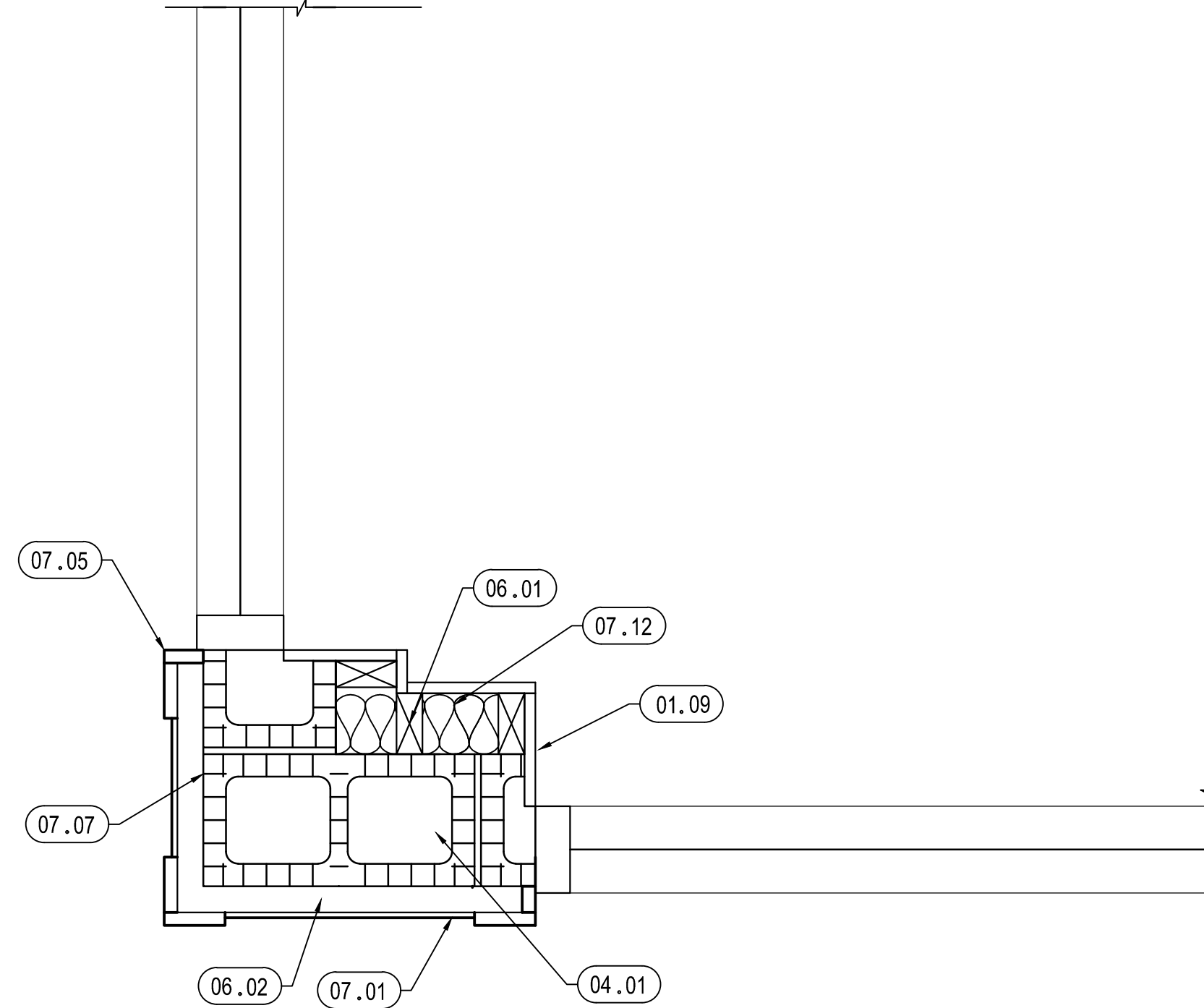
**2 PLAN DETAIL**

SCALE: 1 1/2"=1'-0"



**3 PLAN DETAIL**

SCALE: 1 1/2"=1'-0"



**1 PLAN DETAIL**

SCALE: 1 1/2"=1'-0"

**KEYNOTES**

**03 CONCRETE:**  
 03.01 STEP IN TOP OF SLAB/FOOTING BELOW  
 - SEE STRUCTURAL DRAWINGS

**04 MASONRY:**  
 04.01 8" NOM. THK. CONCRETE MASONRY UNIT.  
 - SEE STRUCTURAL DRAWINGS  
 04.02 MASONRY CONTROL JOINT WITH CONTINUOUS SEALANT AND BACKER ROD EACH SIDE.  
 - SEE STRUCTURAL DRAWINGS

**05 METALS:**  
 05.01 2" GALV. Z-CHANNEL FURRING @ 16" O.C.  
 05.02 6" GALV. METAL STUDS @ 16" O.C. - SEE STRUCT. DWGS.  
 05.03 3 5/8" GALV. METAL STUDS @ 16" O.C.  
 05.04 NOT USED

**06 WOOD, PLASTIC AND COMPOSITES:**  
 06.01 2"x4" P.T. WOOD STUD  
 06.02 CONT. 2"x P.T. WOOD BLOCKING / NAILER  
 06.03 5/8" MIN. THK. EXTERIOR GRADE PLYWOOD SHEATHING

**07 THERMAL & MOISTURE PROTECTION:**  
 07.01 FIBER CEMENT PLANK SIDING WITH 7" EXPOSURE  
 - PAINTED. FASTEN TO PT FURRING.  
 07.02 5/4" x 5 1/2" FIBER CEMENT TRIM, PAINTED.  
 07.03 5/4" x 7 1/4" FIBER CEMENT TRIM, PAINTED.  
 07.04 5/4" x 11 1/4" FIBER CEMENT TRIM, PAINTED.  
 07.05 3/4" x FIBER CEMENT TRIM, PAINTED.  
 07.06 R-7 MIN. CONT. RIGID INSULATION.  
 07.07 FLUID APPLIED AIR & WATER RESISTANT BARRIER  
 - PROSOCO R-GUARD CAT5.  
 07.08 MEMBRANE FLASHING, 6" MIN. LAP EACH SURFACE.  
 - PROSOCO FAST FLASH.  
 07.09 SEALANT  
 07.10 SEALANT AND BACK ROD  
 07.11 EXPANSION JOINT SYTEM - EMSEAL 1" SEISMIC COLORSEAL OR ARCHITECT APPROVED EQUAL  
 07.12 R13 UNFACED FIBERGLAS BATT INSULATION

**08 OPENINGS**  
 08.01 PRE-FINISHED ALUMINUM STOREFRONT SYSTEM  
 - SEE SCHEDULE & DETAILS  
 08.02 INSULATED COILING STEEL DOOR  
 08.03 PRE-FINISHED ALUMINUM STOREFRONT DOOR SYSTEM  
 - SEE SCHEDULE & DETAILS  
 08.04 DOOR WEATHERSTRIPPING & INSULATION GASKET  
 08.05 HOLLOW METAL DOOR & FRAME  
 - SEE SCHEDULE & DETAILS

**09 FINISHES:**  
 09.01 5/8" GYPSUM BOARD  
 09.02 SLAT WALL BOARD, WITH ALUM. CORNER TRIM  
 09.03 5/8" GLASS MAT EXTERIOR GYPSUM SHEATHING.  
 09.04 PREFAB. MUDDABLE J-BEAD  
 09.05 ALUM. CORNER TRIM @ SLATWALL  
 09.06 SEE KEYNOTE 09.02 FROM FFE TO 10'-0" AFF.  
 SEE KEYNOTE 09.01 FROM 10'-0" AFF TO UNDERSIDE OF ROOF STRUCTURE  
 09.08 MUDDABLE J-BEAD


**22 PLUMBING:**  
 22.01 RAINWATER LEADER WHERE SCHEDULED  
 - SEE STRUCTURAL & PLUMBING DWGS.

**GENERAL NOTES:**

- KEYNOTES ARE SHEET SPECIFIC TO THIS PAGE ONLY, UNO.
- SEE STRUCTURAL DRAWINGS FOR DESIGN PRESSURES.
- SEE STRUCTURAL DRAWINGS FOR MASONRY DESIGN TO INCLUDE REINFORCING AND GROUT.
- ALL EXTERIOR PRODUCTS TO BE RATED FOR DESIGN WIND LOADS. DOORS, WINDOWS, AND LOUVERS TO BE LARGE MISSLE IMPACT RESISTANT. PROVIDE DOCUMENTATION OF TEST RESULTS FROM RECOGNIZED THIRD PARTY TESTING AGENCY.
- INSTALL ALL ASSEMBLIES PER REVIEWED SHOP DRAWINGS AND CODE APPROVALS.
- ALL PLAN DETAILS ORIENTED TO OVERALL FLOOR PLAN



**ARCHITECTS**  
 DAG Architects, AAC00745  
 1223 Airport Road Destin, Florida 32541  
 850.837.8152 www.dagarchitects.com



**South Walton County Mosquito Control District  
 New Headquarters Building**

774 North County Highway 393  
 Santa Rosa Beach, Florida 32459

**PERMIT SET**

No.	Description	Date

**WALL SECTIONS**

Project number: 18106  
 Date: 08-02-2023  
 PIC: PLB  
 PM: SLN

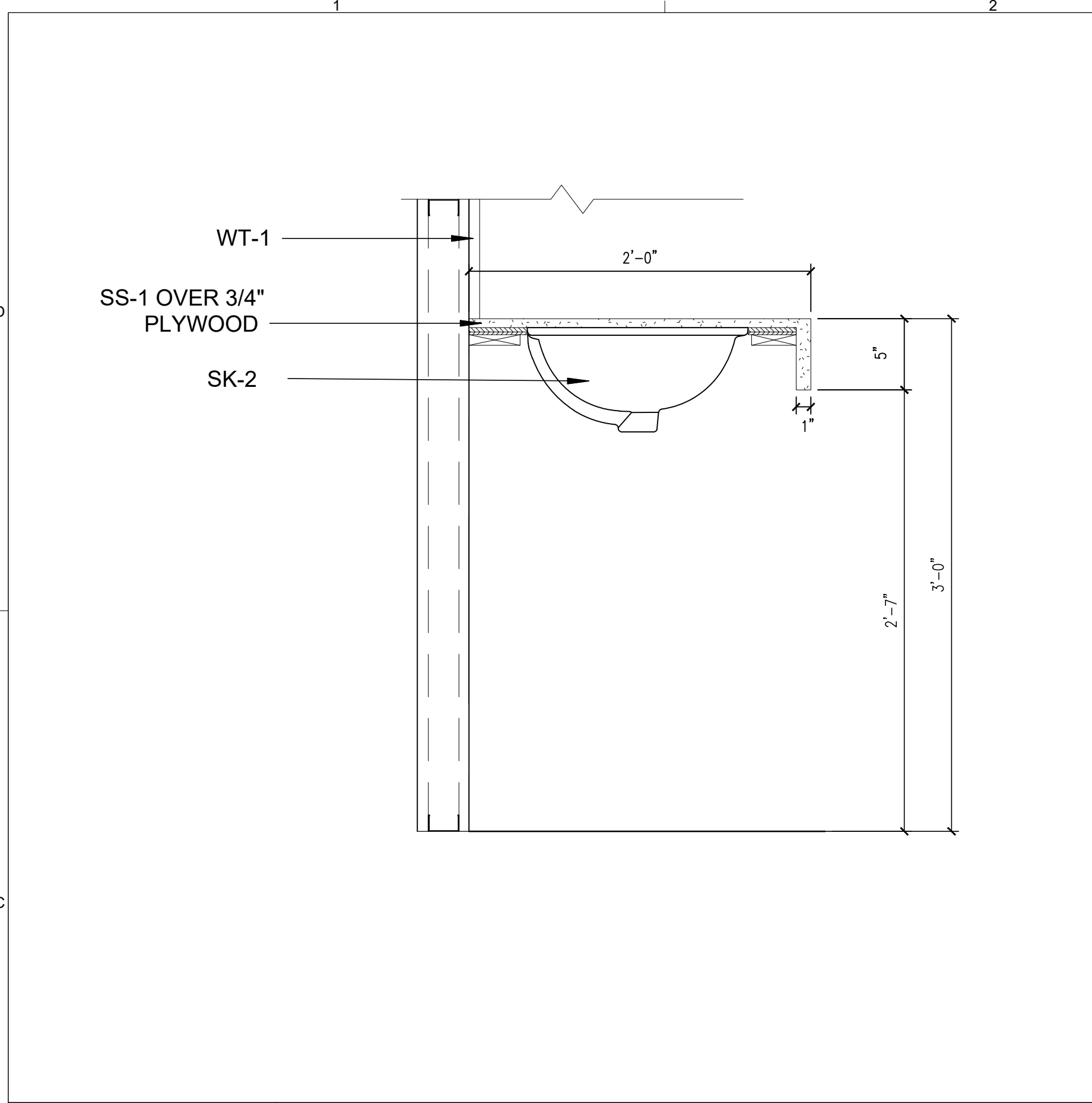
**A411**





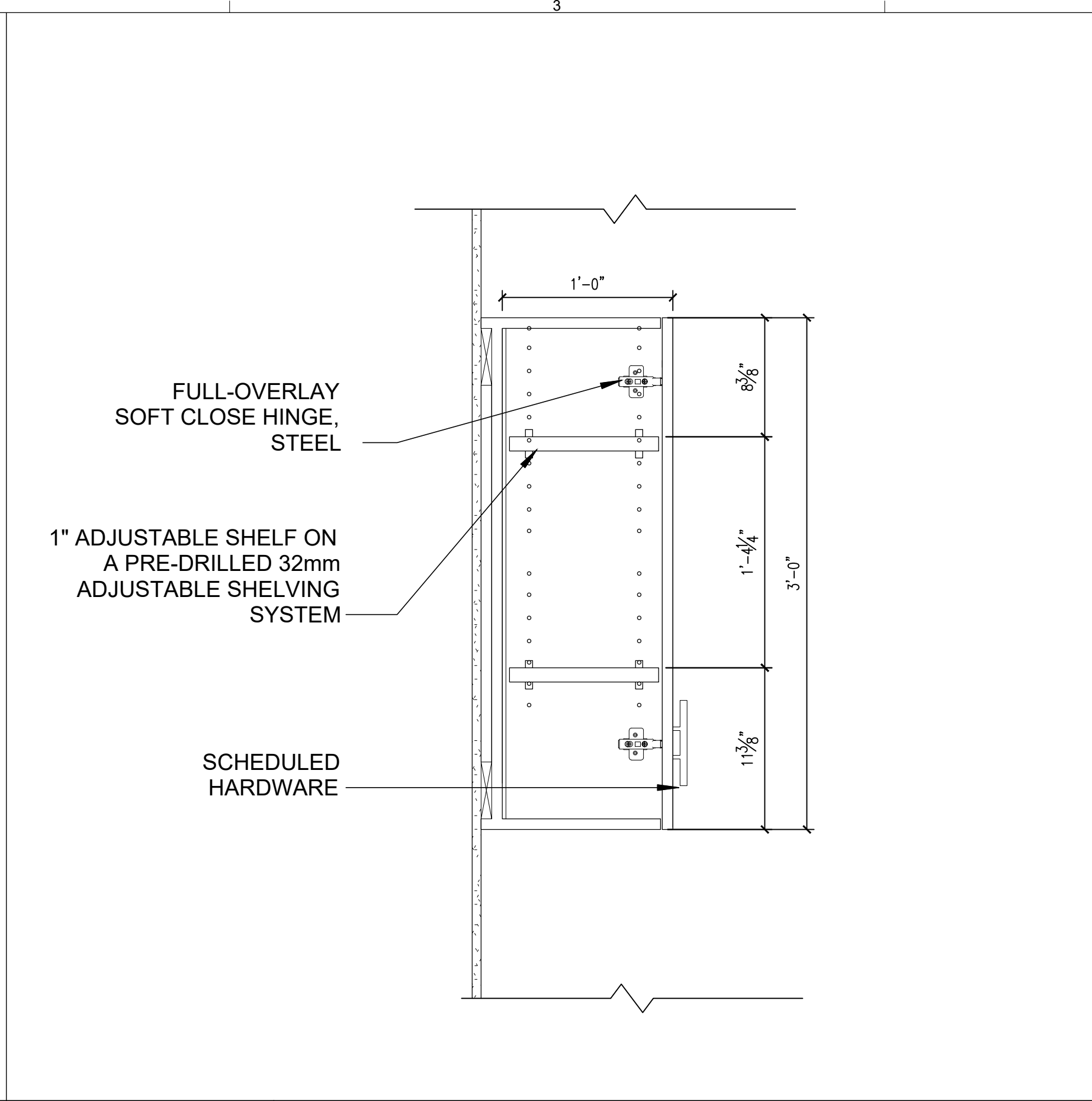


ALL REPORTS, PLANS, SPECIFICATIONS, COMPUTER FILES, FIELD DATA, NOTES AND OTHER DOCUMENTS AND INSTRUMENTS OF SERVICE SHALL REMAIN THE PROPERTY OF THE CONSULTANT. THE CONSULTANT SHALL RETAIN ALL COMMON LAW, STATUTORY AND OTHER RESERVED RIGHTS, INCLUDING THE COPYRIGHT THEREIN. PURSUANT TO FLORIDA STATUTES, SECTION 558.0035, AN INDIVIDUAL EMPLOYEE OR AGENT MAY NOT BE HELD INDIVIDUALLY LIABLE FOR NEGLIGENCE.



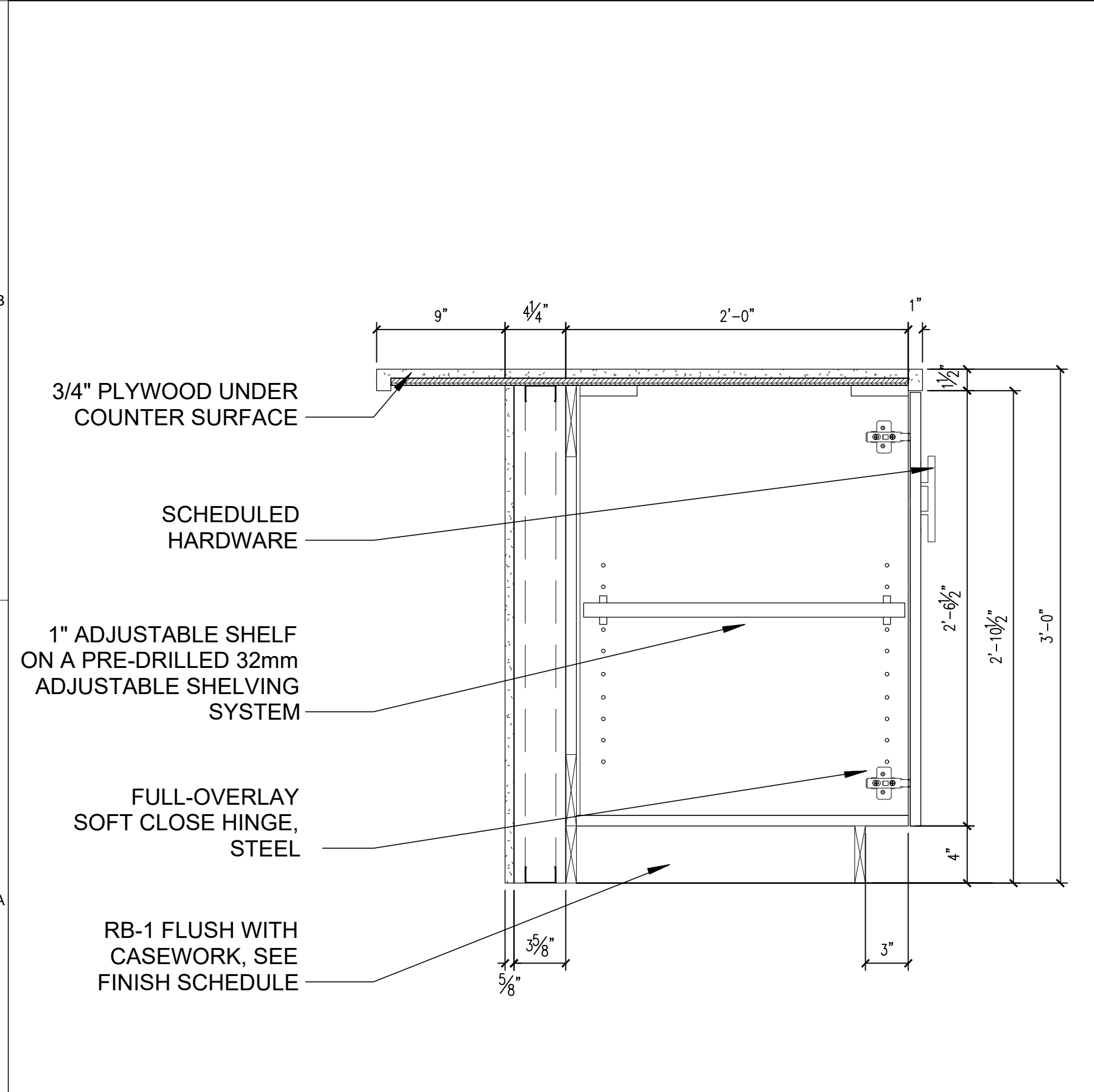
**B1** RESTROOM SINK VANITY DETAIL

SCALE: 1 1/2"=1'-0"



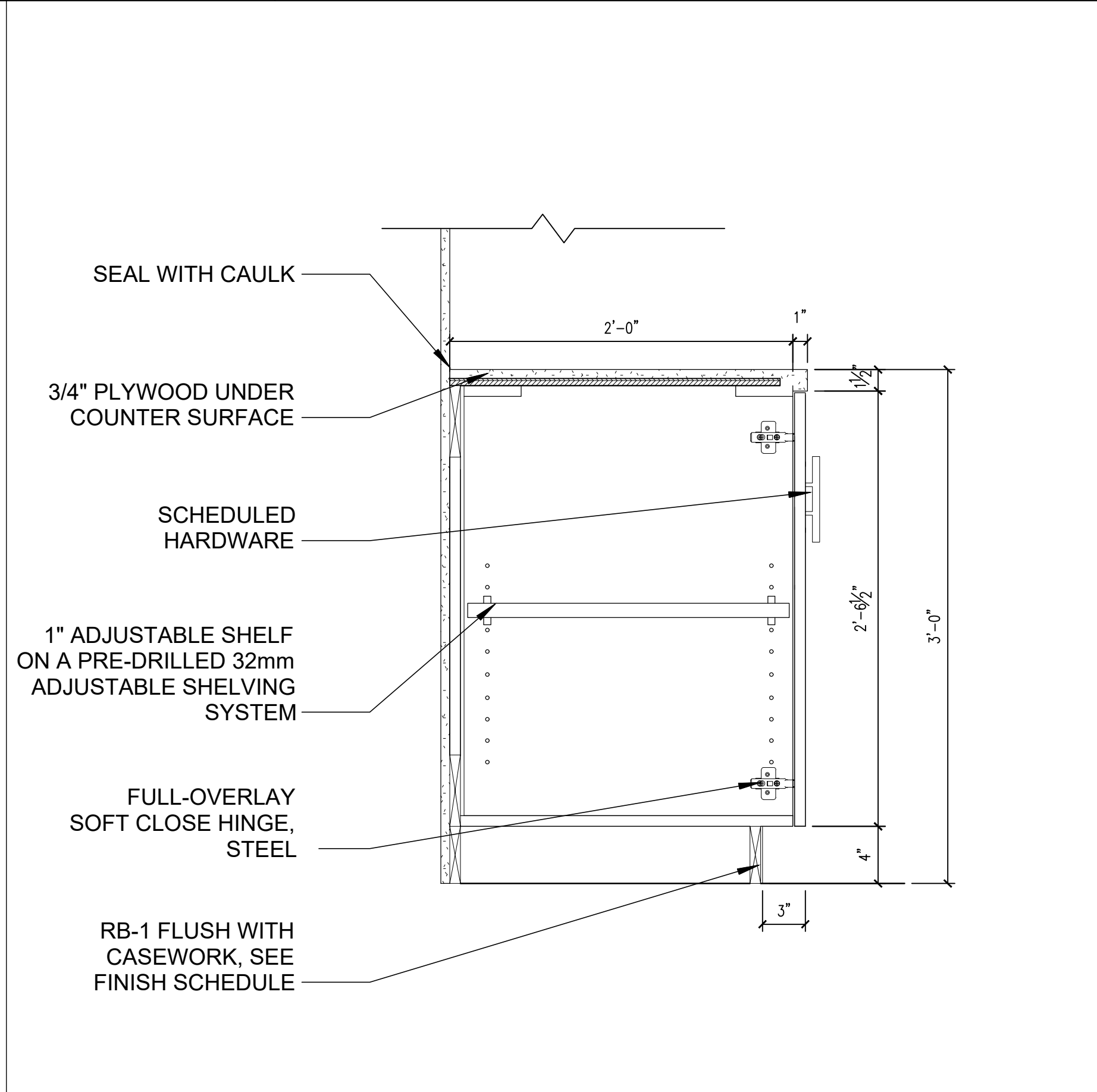
**B2** UPPER CABINET DETAIL

SCALE: 1 1/2"=1'-0"



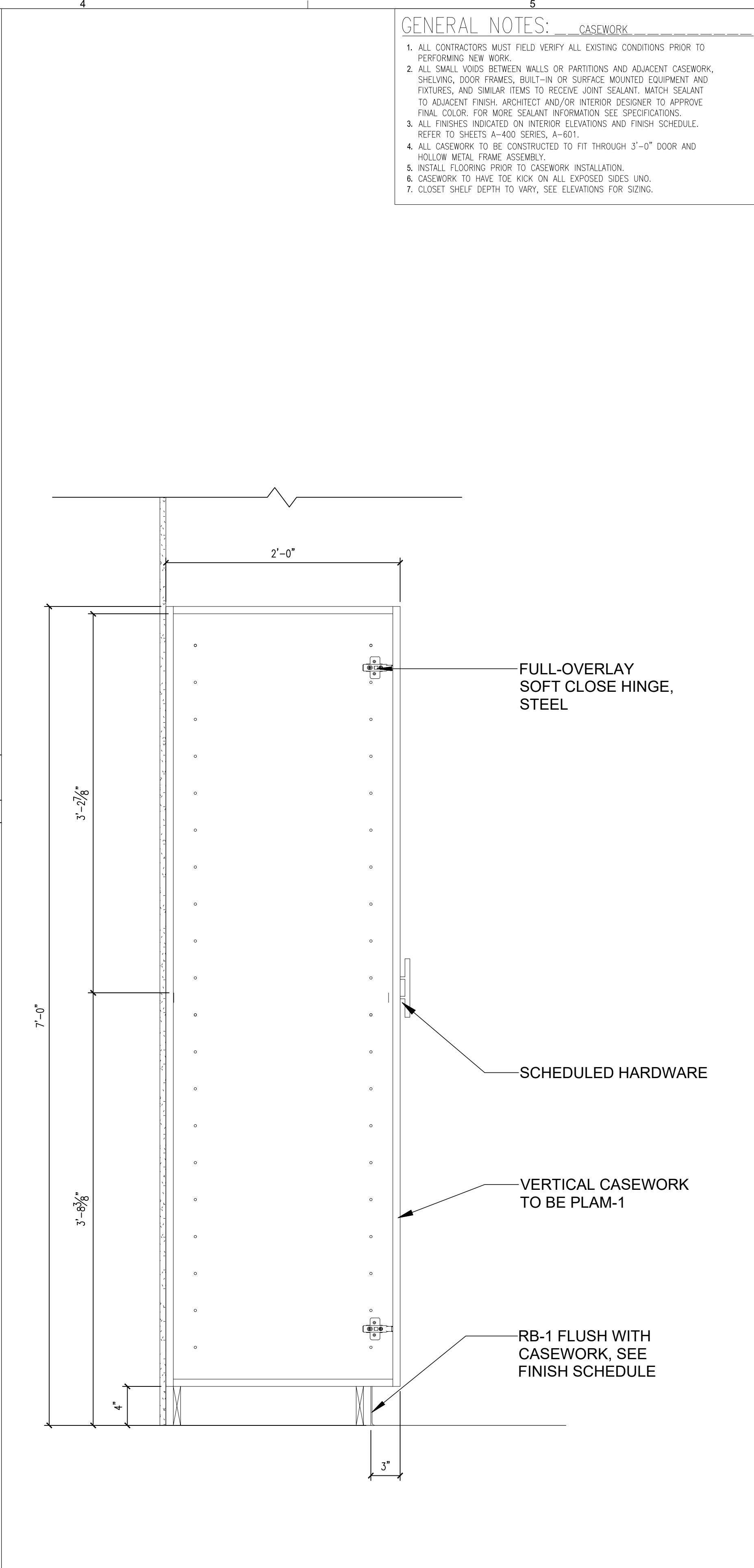
**A1** ISLAND BASE CABINET DETAIL

SCALE: 1 1/2"=1'-0"



**A2** BASE CABINET DETAIL

SCALE: 1 1/2"=1'-0"



**A3** TALL CABINET DETAIL


SCALE: 1 1/2"=1'-0"

**GENERAL NOTES: CASEWORK**

1. ALL CONTRACTORS MUST FIELD VERIFY ALL EXISTING CONDITIONS PRIOR TO PERFORMING NEW WORK.
2. ALL SMALL VOIDS BETWEEN WALLS OR PARTITIONS AND ADJACENT CASEWORK, SHELVING, DOOR FRAMES, BUILT-IN OR SURFACE MOUNTED EQUIPMENT AND FIXTURES, AND SIMILAR ITEMS TO RECEIVE JOINT SEALANT. MATCH SEALANT TO ADJACENT FINISH. ARCHITECT AND/OR INTERIOR DESIGNER TO APPROVE FINAL COLOR. FOR MORE SEALANT INFORMATION SEE SPECIFICATIONS.
3. ALL FINISHES INDICATED ON INTERIOR ELEVATIONS AND FINISH SCHEDULE. REFER TO SHEETS A-400 SERIES, A-601.
4. ALL CASEWORK TO BE CONSTRUCTED TO FIT THROUGH 3'-0" DOOR AND HOLLOW METAL FRAME ASSEMBLY.
5. INSTALL FLOORING PRIOR TO CASEWORK INSTALLATION.
6. CASEWORK TO HAVE TOE KICK ON ALL EXPOSED SIDES UNO.
7. CLOSET SHELF DEPTH TO VARY, SEE ELEVATIONS FOR SIZING.



**ARCHITECTS**  
 DAG Architects, AAC000745  
 1223 Airport Road Destin, Florida 32541  
 850.837.8152 www.dagarchitects.com



South Walton County Mosquito Control District  
 New Headquarters Building

774 North County Highway 393  
 Santa Rosa Beach, Florida 32459

**PERMIT SET**

No.	Description	Date

**CASEWORK DETAILS**

Project number: 18106  
 Date: 08-02-2023  
 PIC: PLB  
 PM: SLN

**A521**




ALL REPORTS, PLANS, SPECIFICATIONS, COMPUTER FILES, FIELD DATA, NOTES AND OTHER DOCUMENTS AND INSTRUMENTS OF SERVICE SHALL REMAIN THE PROPERTY OF THE CONSULTANT. THE CONSULTANT SHALL RETAIN ALL COMMON LAW, STATUTORY AND OTHER RESERVED RIGHTS, INCLUDING THE COPYRIGHT THEREIN. PURSUANT TO FLORIDA STATUTES, SECTION 558.0935, AN INDIVIDUAL EMPLOYEE OR AGENT MAY NOT BE HELD INDIVIDUALLY LIABLE FOR NEGLIGENCE.

### KEYNOTES

- 04 MASONRY:**  
 04.01 8" CONCRETE MASONRY UNIT
- 06 WOOD, PLASTIC AND COMPOSITES:**  
 06.01 P.T. 2" x 4" or x6" WOOD STUDS @ 16" O.C.  
 06.02 P.T. 2" x 4" WOOD BLOCKING AS REQ'D.
- 07 THERMAL & MOISTURE PROTECTION:**  
 07.01 FLUID APPLIED AIR & WATER BARRIER MEMBRANE  
 07.02 1/2" MIN. SEALANT & BACKER ROD  
 07.03 SEALANT BEAD  
 07.04 ALUM. FLASHING W/ DRIP  
 07.05 R-13 UNFACED BATT INSULATION  
 07.06 FIBER CEMENT SIDING  
 07.07 FIBER CEMENT TRIM
- 08 OPENINGS**  
 08.01 PREFIN. ALUMINUM STOREFRONT DOOR  
 08.02 HOLLOW METAL DOOR FRAME - SEE SCHED.  
 08.03 WOOD DOOR - SEE SCHED.  
 08.04 INSULATED GALV. HOLLOW METAL DOOR - SEE SCHED.  
 08.05 GALV. HOLLOW METAL DOOR FRAME - SEE SCHED.
- 09 FINISHES:**  
 09.01 5/8" THK. TYPE X GYPSUM BOARD



**DAG ARCHITECTS**  
 DAG Architects, AAC000745  
 1223 Airport Road Destin, Florida 32541  
 850.837.8152 www.dagarchitects.com



**South Walton County Mosquito Control District  
 New Headquarters Building**

774 North County Highway 393  
 Santa Rosa Beach, Florida 32459

**PERMIT SET**

No.	Description	Date

**GENERAL NOTES:**

- KEYNOTES, FINISHES, DOOR AND SIGNAGE MARKS ARE SHEET SPECIFIC TO THIS PAGE ONLY, UNLESS OTHERWISE INDICATED
- GENERAL CONTRACTOR TO COORDINATE WITH OTHER DISCIPLINES FOR WORK NOT SHOWN.
- SEE STRUCTURE FOR DESIGN PRESSURES
- SEE SPECIFICATIONS FOR BUILDING SYSTEMS AND OTHER REQUIREMENTS.
- ALL EXTERIOR PRODUCTS TO HAVE FLORIDA BUILDING CODE PRODUCT APPROVAL CODES. SEE DIVISION ONE SPECIFICATIONS.
- INSTALL ALL ASSEMBLIES PER REVIEWED SHOP DRAWINGS AND CODE APPROVALS.
- DO NOT BEAR METAL STUD FRAMING ON WOOD BLOCKING.

**DOOR AND WINDOW DETAILS**

Project number: 18106  
 Date: 08-02-2023  
 PIC: DJA  
 PM: JDB

**A601**

