



South Walton County Mosquito Control District  
2021-2022 Regular Board Meeting  
Thursday, June 9, 2022 – 10:00AM

---

**Agenda**

CALL TO ORDER

INVOCATION & PLEDGE OF ALLEGIANCE

APPROVAL OF MINUTES

May 19, 2022, Regular Board Meeting (motion)

PUBLIC COMMENT - NON-AGENDA ITEMS

ADMINISTRATION'S REPORT

Financial Report for May

Monthly Verification

May Expenditures (motion)

Labor Report

Auditors Update

LEGAL

May Billing (motion)

OPERATIONS

April Summary

DAG Update

COMMISSIONERS

Seat – 1 Doug Liles

Seat – 2 Donna Johns

Seat – 3 Kristine Faulk

OLD BUSINESS

NEW BUSINESS

COMMENTS BY COMMISSION AND PUBLIC

ADJOURNMENT (motion)

---

774 North County Hwy 393  
Santa Rosa Beach, FL 32459  
(850) 267-2112 Office  
(850) 267-2712 Fax



South Walton County Mosquito Control District  
2021-2022 Regular Board Meeting  
Thursday, June 9, 2022 – 10:00AM

---

**Next Scheduled Meeting(s):**

Budget Workshop June 30, 2022 – 10 AM – SWCMCD, 774 N County Hwy 393, Santa Rosa Beach, FL 32459

Regular Board Meeting: July 14, 2022 – 10 AM – SWCMCD, 774 N County Hwy 393, Santa Rosa Beach, FL 32459

---

774 North County Hwy 393  
Santa Rosa Beach, FL 32459  
(850) 267-2112 Office  
(850) 267-2712 Fax



South Walton County Mosquito Control District  
2021-2022 Regular Board Meeting  
Thursday, May 19, 2022 – 10:00 AM  
**Minutes of Meeting**

The Board of Commissioners of the South Walton County Mosquito Control District held its Regular Board Meeting at the District Office at 774 North Highway 393, Santa Rosa Beach, Florida on May 19, 2022, at 10:00 AM.

Madam Chairman Donna Johns called the meeting to order at 10:00 AM and opened with a Prayer and Pledge of Allegiance to the American Flag.

The Commissioners attending the meeting were Doug Liles, Kristine Faulk, and Donna Johns.

Staff Present: Darrin Dunwald, Director  
Cammie Henderson, Office Manager  
Rich Mitchell, Environmental Ops Manager  
Amy Myers, Attorney

Public: Steve Young

#### APPROVAL OF MINUTES

April 28, 2022 Regular Board Meeting (motion)

Motion to approve April 28, 2022 Regular Board Meeting Minutes as presented.

Motioned by: Commissioner Kristine Faulk

Seconded by: Commissioner Doug Liles

Motion approved: Unanimously

PUBLIC COMMENT - NON-AGENDA ITEMS - None

#### ADMINISTRATION'S REPORT

Financial Report for April – discussion ensued

Discussed audit findings. Discussion ensued.

Chairman Donna Johns questioned the clearing accounts. Benefits issues discussed.

April Expenditures

Request for motion to approve April Expenditures as presented.

Motioned by: Commissioner Doug Liles

Seconded by: Commissioner Kristine Faulk

Motion approved: Unanimously

Capital Outlay

Motioned by: Commissioner Kristine Faulk

Seconded by: Commissioner Doug Liles

Motion approved: Unanimously

Labor Report

UAV Coordination open position, UAV interviews will be scheduled. Peter Brake, UAV Technical Director at Collier County is assisting with the process. Intern interviews will be scheduled with Teahna. Discussion ensued.

Summer Intern open position, discussion ensued



South Walton County Mosquito Control District  
2021-2022 Regular Board Meeting  
Thursday, March 17, 2022 – 10:00 AM

---

Auditor Update

Discussed during Administration Report.

Holiday Handbook Update

Updated the Holiday section of the Employee Handbook. Adding 2 additional holiday between Christmas and New Year's. Employees will be required to take 16 hours of Paid Leave Time or Unpaid. We opted not to take the Junteenth Holiday that the County added last year.

Request for motion to change Holiday Policy in the Employee Handbook.

Motioned by: Commissioner Kristine Faulk

Seconded by: Commissioner Doug Liles

Motion approved: Unanimously

Travel Handbook Update

Discussion ensued

Motioned by: Commissioner Kristine Faulk

Seconded by: Commissioner Doug Liles

Motion approved: Unanimously

LEGAL

April Billing – discussion ensued.

Request for motion to approve April legal billing.

Motioned by: Commissioner Doug Liles

Seconded by: Commissioner Kristine Faulk

Motion approved: Unanimously

OPERATIONS

April Summary – Discussion ensued

Lab Report by Teahna Ratliff, Entomologist

Doug questioned the graph on rain information. Need additional information on rain.

New Mosquito breed found in Bunker area.

Equipment Update

Received new Kubota. We will be selling our old Kubota.

We want to trade-in our two Trax cars for a new Tahoe. Discussion ensued.

Request for motion to approve purchase of a Tahoe for Administration under sheriff's contract.

Motioned by: Commissioner Doug Liles

Seconded by: Commissioner Kristine Faulk

Motion approved: Unanimously

Semi Update – Found used semi (that was approved on budget) Originally approved for \$67,500 and cost is \$83,000.

Request for motion to approve additional funds of \$15,500 to purchase semi for \$83,000.

Motioned by: Commissioner Kristine Faulk

Seconded by: Commissioner Doug Liles

Motion approved: Unanimously



South Walton County Mosquito Control District  
2021-2022 Regular Board Meeting  
Thursday, March 17, 2022 – 10:00 AM

---

Request for motion to approve purchase a second copier from Xerox for \$4,490.00.

Motioned by: Commissioner Doug Liles

Seconded by: Commissioner Kristine Faulk

Motion approved: Unanimously

DAG Update

Billing doesn't need reviewed if within contract. Commissioner will still need to sign check if over \$5,000. Any change orders must be reviewed by Commissioner.

Reviewed new shop drawings.

Hydro Solution – Discussion ensued.

COMMISSIONERS

Seat – 1 Doug Liles

Donna's seat, suggest it goes on the ballot. He will write a letter to the governor to put Donna's seat on the ballot. Donna's last day is November 22. Discussion ensued. Kristine Faulk's seat is on the ballot too. Amy Meyer's believes Donna's seat is appointed by Governor. Suggested that Doug write the letter on his own letterhead. Donna can also write a letter.

Seat – 2 Donna Johns

Seat – 3 Kristine Faulk

OLD BUSINESS –

Website design – found 3 companies so far.

NEW BUSINESS – None

COMMENTS BY COMMISSION AND PUBLIC – None

Request for motion to Adjourn by Chairman Donna Johns

Motioned by: Commissioner Doug Liles

Seconded by: Commissioner Kristine Faulk

Motion approved: Unanimously

Adjourn meeting by Madam Chairman Donna Johns at 11:30 AM.

Madam Chairman Donna Johns: \_\_\_\_\_

Commissioner Doug Liles: \_\_\_\_\_

Commissioner Kristine Faulk: \_\_\_\_\_



South Walton County Mosquito Control District  
2021-2022 Regular Board Meeting  
Thursday, March 17, 2022 – 10:00 AM

---

**Next Scheduled Meeting(s):**

Regular Board Meeting: June 9, 2022 – 10 AM – SWCMCD, 774 N County Hwy 393, Santa Rosa Beach, FL 32459



**Florida Department of Agriculture and Consumer Services  
Division of Agricultural Environmental Services  
MOSQUITO CONTROL MONTHLY REPORT**

Submit to:  
Mosquito Control Program  
3125 Conner Blvd, Suite E  
Tallahassee, FL 32399-1650

**NICOLE "NIKKI" FRIED  
COMMISSIONER**

Section 388.341 F.S., Rule 5E-13.027, F.A.C.  
Telephone: (850) 617-7911; Fax (850) 617-7939

COUNTY/ DISTRICT South Walton County Mosquito

FISCAL YEAR: 2021-2022

MONTH: May

**LOCAL FUNDS RECEIPTS AND BALANCES**

ACCT NO	DESCRIPTION	Budgeted Receipts	Monthly Receipts	Receipts Year to Date	Balance to Be Collected
311	Ad Valorem (Current/Delinquent)	\$ 5,336,318.00	\$ 24,403.08	\$ 5,115,193.75	\$ 221,124.25
334.1	State Grant	\$ -	\$ -	\$ -	\$ -
362	Equipment Rentals	\$ -	\$ -	\$ -	\$ -
337	Grants and Donations	\$ -	\$ -	\$ -	\$ -
361	Interest Earnings	\$ 20,000.00	\$ 2,017.39	\$ 8,892.56	\$ 11,107.44
364	Equipment and/or Other Sales	\$ 15,000.00	\$ -	\$ 76,500.00	\$ (61,500.00)
369	Misc./Refunds (prior yr expenditures)	\$ 1,500.00	\$ -	\$ 78.47	\$ 1,421.53
380	Other Sources	\$ 2,000.00	\$ -	\$ 518.87	\$ 1,481.13
389	Loans	\$ -	\$ -	\$ -	\$ -
<b>TOTAL RECEIPTS</b>		<b>\$ 5,374,818.00</b>	<b>\$ 26,420.47</b>	<b>\$ 5,201,183.65</b>	<b>\$ 173,634.35</b>
<b>BEGINNING FUND BALANCE</b>		<b>\$ 9,623,094.09</b>	<b>\$ -</b>	<b>\$ -</b>	<b>\$ 9,623,094.09</b>
<b>Total Receipts &amp; Balance</b>		<b>\$ 14,997,912.09</b>	<b>\$ 26,420.47</b>	<b>\$ 5,201,183.65</b>	<b>\$ 9,796,728.44</b>

**LOCAL FUNDS EXPENDITURES AND BALANCES**

ACCT NO	Uniform Accounting System Transaction Code	Budgeted Expenditures	Monthly Expenditures	Expenditures Year to Date	Balance to Be Expended
10	Personal Services	\$ 1,227,130.35	\$ 68,932.13	\$ 549,887.55	\$ 677,242.80
20	Personal Service Benefits	\$ 596,279.00	\$ 36,526.59	\$ 299,729.02	\$ 296,549.98
30	Operating Expense	\$ 420,000.00	\$ 10,780.90	\$ 225,008.96	\$ 194,991.04
40	Travel & Per Diem	\$ 78,000.00	\$ 264.69	\$ 32,114.91	\$ 45,885.09
41	Communication Services	\$ 24,500.00	\$ 1,835.98	\$ 15,083.00	\$ 9,417.00
42	Freight Services	\$ 3,000.00	\$ 241.65	\$ 1,414.29	\$ 1,585.71
43	Utility Service	\$ 10,600.00	\$ 643.91	\$ 5,852.14	\$ 4,747.86
44	Rentals & Leases	\$ 52,310.00	\$ -	\$ 710.06	\$ 51,599.94
45	Insurance	\$ 95,000.00	\$ -	\$ 39,860.00	\$ 55,140.00
46	Repairs & Maintenance	\$ 77,710.00	\$ 2,233.60	\$ 21,859.53	\$ 55,850.47
47	Printing and Binding	\$ 2,500.00	\$ 456.24	\$ 830.77	\$ 1,669.23
48	Promotional Activities	\$ 20,000.00	\$ -	\$ 554.99	\$ 19,445.01
49	Other Charges	\$ 7,975.00	\$ 976.39	\$ 3,304.95	\$ 4,670.05
51	Office Supplies	\$ 40,000.00	\$ 534.83	\$ 7,463.71	\$ 32,536.29
52.1	Gasoline/Oil/Lube	\$ 52,000.00	\$ 4,538.16	\$ 20,889.56	\$ 31,110.44
52.2	Chemicals	\$ 625,167.00	\$ 114,525.00	\$ 298,089.69	\$ 327,077.31
52.3	Protective Clothing	\$ 16,500.00	\$ 100.00	\$ 1,052.16	\$ 15,447.84
52.4	Misc. Supplies	\$ 171,000.00	\$ 8,423.36	\$ 25,298.93	\$ 145,701.07
52.5	Tools & Implements	\$ 28,000.00	\$ -	\$ 4,753.63	\$ 23,246.37
54	Publications & Dues	\$ 21,781.40	\$ 179.00	\$ 11,631.32	\$ 10,150.08
55	Training	\$ 80,000.00	\$ 125.00	\$ 26,383.78	\$ 53,616.22
60	Capital Outlay	\$ 9,718,459.34	\$ 22,866.50	\$ 609,100.30	\$ 9,109,359.04
71	Principal	\$ -	\$ -	\$ -	\$ -
72	Interest	\$ -	\$ -	\$ -	\$ -
81	Aids to Government Agencies	\$ -	\$ -	\$ -	\$ -
83	Other Grants and Aids	\$ -	\$ -	\$ -	\$ -
89	Contingency (Current Year)	\$ 600,000.00	\$ -	\$ -	\$ 600,000.00
99	Payment of Prior Year Accounts	\$ -	\$ -	\$ -	\$ -
<b>TOTAL BUDGET AND CHARGES</b>		<b>\$ 13,967,912.09</b>	<b>\$ 274,183.93</b>	<b>\$ 2,200,873.25</b>	<b>\$ 11,767,038.84</b>
0.001	Reserves - Future Capital Outlay	\$ 700,000.00	\$ -	\$ -	\$ 700,000.00
0.002	Reserves - Self-Insurance	\$ -	\$ -	\$ -	\$ -
0.003	Reserves - Cash Balance to be Carried Forward	\$ 300,000.00	\$ -	\$ -	\$ 300,000.00
0.004	Reserves - Sick and Annual Leave	\$ 30,000.00	\$ -	\$ -	\$ 30,000.00
<b>TOTAL RESERVES ENDING BALANCE</b>		<b>\$ 1,030,000.00</b>	<b>\$ -</b>	<b>\$ -</b>	<b>\$ 1,030,000.00</b>
<b>TOTAL BUDGETARY EXPENDITURES and BALANCES</b>		<b>\$ 14,997,912.09</b>	<b>\$ 274,183.93</b>	<b>\$ 2,200,873.25</b>	<b>\$ 12,797,038.84</b>
<b>ENDING FUND BALANCE</b>		<b>\$ -</b>	<b>\$ (247,763.46)</b>	<b>\$ 3,000,310.40</b>	<b>\$ (3,000,310.40)</b>

By submission of this monthly report of receipts, expenditures, and balances, I attest it is true and correct.

 6/3/22  
 Director Signature Date

## South Walton County Mosquito Control District

## Profit &amp; Loss

06/07/22

May 2022

Accrual Basis

	May 22
<b>Income</b>	
311.000 · AD VALOREM	
311.001 · Prior Year Taxes/Other	2.46
311.000 · AD VALOREM - Other	24,400.62
<b>Total 311.000 · AD VALOREM</b>	24,403.08
402.001 · Interest income	2,017.39
<b>Total Income</b>	26,420.47
<b>Gross Profit</b>	26,420.47
<b>Expense</b>	
10 · PERSONAL SERVICES	
11 · Commissioner Salaries	1,107.72
12 · Regular Salaries and wages	
16 · Compensated annual leave	2,897.52
12 · Regular Salaries and wages - Other	64,801.11
<b>Total 12 · Regular Salaries and wages</b>	67,698.63
14 · Overtime	
18 · Compensated Compensatory Leave	119.22
14 · Overtime - Other	6.56
<b>Total 14 · Overtime</b>	125.78
10 · PERSONAL SERVICES - Other	0.00
<b>Total 10 · PERSONAL SERVICES</b>	68,932.13
20 · PERSONAL SERVICES BENEFITS	
21 · FICA Taxes	5,174.76
21.3 · Federal Unemployment	40.11
22 · Retirement contributions	
22.2 · FRS paid by District	8,784.85
<b>Total 22 · Retirement contributions</b>	8,784.85
23 · Life and Health Insurance	
23.1 · AFLAC	57.82
23.2 · Walton County Group Medical	18,776.56
23.3 · Walton County Vision	83.11
23.35 · Walton County Life (OCHS)	176.18
23.4 · METLIFE	307.70
23.5 · Unum	994.84
23.55 · Unum Dental	733.85
23.7 · Supplement Insurance Program	20.00
<b>Total 23 · Life and Health Insurance</b>	21,150.06
26 · Other postemployment benefits	
26.2 · Jose Hernandez	663.42
26.3 · Geraldine Via	713.39
<b>Total 26 · Other postemployment benefits</b>	1,376.81
<b>Total 20 · PERSONAL SERVICES BENEFITS</b>	36,526.59
30 · OPERATING EXPENSES	
30.3 · Kristine Faulk	150.00
30.4 · Donna Johns	150.00
30.5 · J Doug Liles	150.00
31 · Professional Services	
31.2 · Tax Collector Fees	488.05
<b>Total 31 · Professional Services</b>	488.05



## South Walton County Mosquito Control District

## Profit &amp; Loss

06/07/22

May 2022

Accrual Basis

	May 22
31.3 · Legal and Engineering Service	
31.5 · Hydro Engineering Services	1,080.00
31.6 · Legal Services	375.00
Total 31.3 · Legal and Engineering Service	1,455.00
32 · ACCOUNTING & AUDITING	
32.1 · Audit	6,500.00
Total 32 · ACCOUNTING & AUDITING	6,500.00
34.00 · Other Services	
34.12 · Other services IT Hosting	120.17
34.20 · UNIFIRST	639.53
34.31 · IFIXCOMPUTERS MONTHLY FEES	1,049.25
34.33 · Other Contractual Services	78.90
Total 34.00 · Other Services	1,887.85
Total 30 · OPERATING EXPENSES	10,780.90
40 · TRAVEL & PER DIEM	
40.4 · Hotel	264.69
Total 40 · TRAVEL & PER DIEM	264.69
41 · COMMUNICATION SERVICES	
41.1 · Cellular Service	949.87
41.2 · Office Phone & Internet	886.11
Total 41 · COMMUNICATION SERVICES	1,835.98
42 · FREIGHT SERVICES	241.65
43 · UTILITY SERVICES	
43.03 · Electrical	481.18
43.04 · GARBAGE SOLID WASTE SERVICES	94.20
43 · UTILITY SERVICES - Other	68.53
Total 43 · UTILITY SERVICES	643.91
46 · REPAIR & MAINTENANCE SERVICES	
46.11 · Maint Bldg/Ground by others	299.60
46.2 · Maintenance of Automotive Equip	488.65
46.31 · Software Maintenance Office Eq	186.99
46.6 · Maint of equipment by District	1,158.43
46.61 · Maintenance material	99.93
Total 46 · REPAIR & MAINTENANCE SERVICES	2,233.60
47 · PRINTING & BINDING	456.24
49 · OTHER CURRENT CHARGES	
49.2 · advertising required by law	988.39
49 · OTHER CURRENT CHARGES - Other	-12.00
Total 49 · OTHER CURRENT CHARGES	976.39
50 · SUPPLIES/MATERIALS	
50.1 · Culligan	52.70
50.3 · Sunshine Committee	150.81
51 · Office Supplies	331.32
Total 50 · SUPPLIES/MATERIALS	534.83
52 · Operating Supplies	
52.1 · Gasoline Oil Lubricant	
52.11 · Gasoline	3,526.54
52.12 · Diesel	1,011.62
Total 52.1 · Gasoline Oil Lubricant	4,538.16

## South Walton County Mosquito Control District

06/07/22

## Profit &amp; Loss

Accrual Basis

May 2022

	<u>May 22</u>
<b>52.2 · Chemicals Solvents Additives</b>	
52.201 · PermaSease	31,763.00
52.21 · Natular XRT Tablet	64,548.00
52.25 · Fourstar BTI CRG 35 lb	18,214.00
	<hr/>
<b>Total 52.2 · Chemicals Solvents Additives</b>	114,525.00
<b>52.3 · Clothing and Wearing Apparel</b>	
52.32 · Boots	100.00
	<hr/>
<b>Total 52.3 · Clothing and Wearing Apparel</b>	100.00
<b>52.4 · Misc Supplies &amp; Incidentals</b>	
52.41 · Yellow Fly	5,197.39
52.42 · Mosquito	136.14
52.44 · Safety	88.26
	<hr/>
52.45 · Shop	305.01
52.47 · Chickens	822.86
52.48 · Lab	1,873.70
	<hr/>
<b>Total 52.4 · Misc Supplies &amp; Incidentals</b>	8,423.36
<b>Total 52 · Operating Supplies</b>	127,586.52
<b>54 · BOOKS, DUES &amp; SUBSCRIPTIONS</b>	179.00
<b>55 · TRAINING</b>	
55.1 · Conferences	-250.00
55 · TRAINING - Other	375.00
	<hr/>
<b>Total 55 · TRAINING</b>	125.00
<b>60 · CAPITAL OUTLAY</b>	
60.1 · DAG	4,487.50
60 · CAPITAL OUTLAY - Other	18,379.00
	<hr/>
<b>Total 60 · CAPITAL OUTLAY</b>	22,866.50
<b>Total Expense</b>	274,183.93
	<hr/>
<b>Net Income</b>	<b>-247,763.46</b>
	<hr/> <hr/>

## South Walton County Mosquito Control District Profit & Loss Prey Year Comparison October 2021 through May 2022

	Oct '21 - May 22	Oct '20 - May 21	\$ Change	% Change
<b>Income</b>				
311.000 · AD VALOREM				
311.001 · Prior Year Taxes/Other	16,244.75	408.12	15,836.63	3,880.39%
311.000 · AD VALOREM - Other	5,098,949.00	4,711,070.85	387,878.15	8.23%
<b>Total 311.000 · AD VALOREM</b>	<u>5,115,193.75</u>	<u>4,711,478.97</u>	<u>403,714.78</u>	<u>8.57%</u>
364.000 · Disposition of Fixed Assets	76,500.00	47,112.00	29,388.00	62.38%
369.000 · Other Misc Revenues	597.34	131,688.52	-131,091.18	-99.55%
380 · Other Sources	0.00	253.20	-253.20	-100.0%
402.001 · Interest income	8,061.44	6,027.97	2,033.47	33.73%
<b>Total Income</b>	<u>5,200,352.53</u>	<u>4,896,560.66</u>	<u>303,791.87</u>	<u>6.2%</u>
<b>Gross Profit</b>	<u>5,200,352.53</u>	<u>4,896,560.66</u>	<u>303,791.87</u>	<u>6.2%</u>
<b>Expense</b>				
10 · PERSONAL SERVICES				
10.4 · LIBERTY NATIONAL	0.00	0.00	0.00	0.0%
11 · Commissioner Salaries	9,415.62	9,600.22	-184.60	-1.92%
12 · Regular Salaries and wages				
16 · Compensated annual leave	32,681.38	68,092.47	-35,411.09	-52.0%
12 · Regular Salaries and wages - Other	503,297.75	411,461.01	91,836.74	22.32%
<b>Total 12 · Regular Salaries and wages</b>	<u>535,979.13</u>	<u>479,553.48</u>	<u>56,425.65</u>	<u>11.77%</u>
14 · Overtime				
18 · Compensated Compensatory Leave	3,525.08	546.72	2,978.36	544.77%
14 · Overtime - Other	490.54	2,776.23	-2,285.69	-82.33%
<b>Total 14 · Overtime</b>	<u>4,015.62</u>	<u>3,322.95</u>	<u>692.67</u>	<u>20.85%</u>
<b>10 · PERSONAL SERVICES - Other</b>	<u>0.00</u>	<u>0.00</u>	<u>0.00</u>	<u>0.0%</u>
<b>Total 10 · PERSONAL SERVICES</b>	<u>549,410.37</u>	<u>492,476.65</u>	<u>56,933.72</u>	<u>11.56%</u>
20 · PERSONAL SERVICES BENEFITS				
21 · FICA Taxes	40,866.07	37,184.04	3,682.03	9.9%
21.3 · Federal Unemployment	1,340.53	6.49	1,334.04	20,555.32%
22 · Retirement contributions				
22.2 · FRS paid by District	70,491.43	55,640.58	14,850.85	26.69%
<b>Total 22 · Retirement contributions</b>	<u>70,491.43</u>	<u>55,640.58</u>	<u>14,850.85</u>	<u>26.69%</u>
23 · Life and Health Insurance				

## South Walton County Mosquito Control District Profit & Loss Prev Year Comparison October 2021 through May 2022

	Oct '21 - May 22	Oct '20 - May 21	\$ Change	% Change
23.1 · AFLAC	448.50	1,309.64	-861.14	-65.75%
23.2 · Walton County Group Medical	145,182.49	111,831.10	33,351.39	29.82%
23.3 · Walton County Vision	250.81	951.54	-700.73	-73.64%
23.35 · Walton County Life (OCHS)	-151.55	0.00	-151.55	-100.0%
23.4 · METLIFE	2,258.40	3,482.90	-1,224.50	-35.16%
23.5 · Unum	8,492.04	5,600.67	2,891.37	51.63%
23.55 · Unum Dental	4,961.80	0.00	4,961.80	100.0%
23.6 · Guardian	0.00	7,536.13	-7,536.13	-100.0%
23.7 · Supplement Insurance Program	1,304.00	4,227.28	-2,923.28	-69.15%
23 · Life and Health Insurance - Other	0.00	1,365.00	-1,365.00	-100.0%
<b>Total 23 · Life and Health Insurance</b>	<b>162,746.49</b>	<b>136,304.26</b>	<b>26,442.23</b>	<b>19.4%</b>
24 · WORKERS COMP	9,262.75	9,522.48	-259.73	-2.73%
25 · Unemployment Compensation	-1,364.35	9,940.45	-11,304.80	-113.73%
26 · Other postemployment benefits				
26.2 · Jose Hernandez	8,816.96	7,416.06	1,400.90	18.89%
26.3 · Geraldine Via	8,780.32	7,365.85	1,414.47	19.2%
<b>Total 26 · Other postemployment benefits</b>	<b>17,597.28</b>	<b>14,781.91</b>	<b>2,815.37</b>	<b>19.05%</b>
20 · PERSONAL SERVICES BENEFITS - Other	0.00	14,702.30	-14,702.30	-100.0%
<b>Total 20 · PERSONAL SERVICES BENEFITS</b>	<b>300,940.20</b>	<b>278,082.51</b>	<b>22,857.69</b>	<b>8.22%</b>
<b>30 · OPERATING EXPENSES</b>				
30.1 · Expense John Magee	0.00	300.00	-300.00	-100.0%
30.3 · Kristine Faulk	1,200.00	1,050.00	150.00	14.29%
30.4 · Donna Johns	1,200.00	750.00	450.00	60.0%
30.5 · J Doug Liles	1,200.00	750.00	450.00	60.0%
31 · Professional Services				
31.1 · Property Appraiser Fees	49,497.46	29,333.88	20,163.58	68.74%
31.2 · Tax Collector Fees	101,843.24	93,602.32	8,240.92	8.8%
31.4 · Medical Services	761.00	927.00	-166.00	-17.91%
31 · Professional Services - Other	0.00	20,370.00	-20,370.00	-100.0%
<b>Total 31 · Professional Services</b>	<b>152,101.70</b>	<b>144,233.20</b>	<b>7,868.50</b>	<b>5.46%</b>
31.3 · Legal and Engineering Service				
31.5 · Hydro Engineering Services	16,240.00	16,687.69	-447.69	-2.68%

23  
Cost of insurance is up and 3 additional employees

## South Walton County Mosquito Control District Profit & Loss Prev Year Comparison October 2021 through May 2022

	Oct '21 - May 22	Oct '20 - May 21	\$ Change	% Change
31.6 · Legal Services	15,213.80	33,350.00	-18,136.20	-54.38%
<b>Total 31.3 · Legal and Engineering Service</b>	<b>31,453.80</b>	<b>50,037.69</b>	<b>-18,583.89</b>	<b>-37.14%</b>
<b>32 · ACCOUNTING &amp; AUDITING</b>				
32.1 · Audit	6,500.00	0.00	6,500.00	100.0%
32.2 · OPEB	1,850.00	0.00	1,850.00	100.0%
32 · ACCOUNTING & AUDITING - Other	8.70	9,170.00	-9,161.30	-99.91%
<b>Total 32 · ACCOUNTING &amp; AUDITING</b>	<b>8,358.70</b>	<b>9,170.00</b>	<b>-811.30</b>	<b>-8.85%</b>
<b>34.00 · Other Services</b>				
34.12 · Other services IT Hosting				
34.125 · Cumulus	1,811.48	0.00	1,811.48	100.0%
34.12 · Other services IT Hosting - Other	786.51	1,801.33	-1,014.82	-56.34%
<b>Total 34.12 · Other services IT Hosting</b>	<b>2,597.99</b>	<b>1,801.33</b>	<b>796.66</b>	<b>44.23%</b>
<b>34.20 · UNIFIRST</b>	<b>4,069.11</b>	<b>1,230.41</b>	<b>2,838.70</b>	<b>230.71%</b>
<b>34.31 · IFIXCOMPUTERS MONTHLY FEES</b>	<b>7,240.75</b>	<b>5,085.50</b>	<b>2,155.25</b>	<b>42.38%</b>
<b>34.32 · IFIX COMPUTERS</b>	<b>4,026.03</b>	<b>4,225.75</b>	<b>-199.72</b>	<b>-4.73%</b>
<b>34.33 · Other Contractual Services</b>	<b>537.44</b>	<b>0.00</b>	<b>537.44</b>	<b>100.0%</b>
<b>34.00 · Other Services - Other</b>	<b>601.00</b>	<b>1,147.50</b>	<b>-546.50</b>	<b>-47.63%</b>
<b>Total 34.00 · Other Services</b>	<b>19,072.32</b>	<b>13,490.49</b>	<b>5,581.83</b>	<b>41.38%</b>
<b>Total 30 · OPERATING EXPENSES</b>	<b>214,586.52</b>	<b>219,781.38</b>	<b>-5,194.86</b>	<b>-2.36%</b>
<b>40 · TRAVEL &amp; PER DIEM</b>				
40.1 · PER DIEM OR MEALS	5,772.47	189.30	5,583.17	2,949.38%
40.2 · INCIDENTAL TRAVEL	496.14	113.00	383.14	339.06%
40.3 · PRIVATE VEHICLES	7,525.59	325.44	7,200.15	2,212.44%
40.4 · Hotel	18,191.96	4,333.30	13,858.66	319.82%
40.5 · Air Lines	817.32	0.00	817.32	100.0%
40 · TRAVEL & PER DIEM - Other	167.83	0.00	167.83	100.0%
<b>Total 40 · TRAVEL &amp; PER DIEM</b>	<b>32,971.31</b>	<b>4,961.04</b>	<b>28,010.27</b>	<b>564.61%</b>
<b>41 · COMMUNICATION SERVICES</b>				
41.1 · Cellular Service	7,439.61	5,870.30	1,569.31	26.73%
41.2 · Office Phone & Internet	6,786.24	6,435.97	350.27	5.44%
<b>Total 41 · COMMUNICATION SERVICES</b>	<b>14,225.85</b>	<b>12,306.27</b>	<b>1,919.58</b>	<b>15.6%</b>
<b>42 · FREIGHT SERVICES</b>	<b>1,414.29</b>	<b>1,885.38</b>	<b>-471.09</b>	<b>-24.99%</b>

Uniforms

40  
Increase in  
attendance.  
Less COVID  
restrictions.

## South Walton County Mosquito Control District Profit & Loss Prev Year Comparison October 2021 through May 2022

	Oct '21 - May 22	Oct '20 - May 21	\$ Change	% Change
<b>43 · UTILITY SERVICES</b>				
43.02 · Water/Sewer	808.98	0.00	808.98	100.0%
43.03 · Electrical	4,061.37	0.00	4,061.37	100.0%
43.04 · GARBAGE SOLID WASTE SERVICES	913.26	395.90	517.36	130.68%
43 · UTILITY SERVICES - Other	68.53	4,665.93	-4,597.40	-98.53%
<b>Total 43 · UTILITY SERVICES</b>	<b>5,852.14</b>	<b>5,061.83</b>	<b>790.31</b>	<b>15.61%</b>
<b>44 · RENTALS &amp; LEASES</b>				
44.001 · LEASE OF KONICA COPIER	0.00	1,923.63	-1,923.63	-100.0%
44 · RENTALS & LEASES - Other	710.06	360.64	349.42	96.89%
<b>Total 44 · RENTALS &amp; LEASES</b>	<b>710.06</b>	<b>2,284.27</b>	<b>-1,574.21</b>	<b>-68.92%</b>
<b>45 · INSURANCE</b>				
45.3 · FLOOD INSURANCE	5,215.00	4,581.00	634.00	13.84%
45.6 · General liability	34,645.00	22,763.67	11,881.33	52.19%
<b>Total 45 · INSURANCE</b>	<b>39,860.00</b>	<b>27,344.67</b>	<b>12,515.33</b>	<b>45.77%</b>
<b>46 · REPAIR &amp; MAINTENANCE SERVICES</b>				
46.11 · Maint Bldg/Ground by others	1,411.60	16,467.42	-15,055.82	-91.43%
46.2 · Maintenance of Automotive Equip	1,038.65	577.08	461.57	79.98%
46.3 · Maintenance of other equipment	2,268.25	1,439.73	828.52	57.55%
46.31 · Software Maintenance Office Eq	11,454.01	16,378.57	-4,924.56	-30.07%
46.5 · Maint of Builid & Grounds by Dis	882.76	1,229.52	-346.76	-28.2%
46.6 · Maint of equipment by District	4,702.03	4,869.22	-167.19	-3.43%
46.61 · Maintenance material	99.93	1,025.89	-925.96	-90.26%
46 · REPAIR & MAINTENANCE SERVICES - Other	0.00	-14,816.00	14,816.00	100.0%
<b>Total 46 · REPAIR &amp; MAINTENANCE SERVICES</b>	<b>21,857.23</b>	<b>27,171.43</b>	<b>-5,314.20</b>	<b>-19.56%</b>
<b>47 · PRINTING &amp; BINDING</b>	830.77	781.07	49.70	6.36%
<b>48 · PROMOTIONAL ACTIVITIES</b>	554.99	82.23	472.76	574.92%
<b>49 · OTHER CURRENT CHARGES</b>				
49.1 · Other Government Agencies	784.80	692.83	91.97	13.28%
49.2 · advertising required by law	2,515.35	4,701.13	-2,185.78	-46.5%
49 · OTHER CURRENT CHARGES - Other	41.30	89.45	-48.15	-53.83%
<b>Total 49 · OTHER CURRENT CHARGES</b>	<b>3,341.45</b>	<b>5,483.41</b>	<b>-2,141.96</b>	<b>-39.06%</b>
<b>50 · SUPPLIES/MATERIALS</b>				

46.11  
Difference -  
chain link fence  
installed last  
year.

## South Walton County Mosquito Control District Profit & Loss Prev Year Comparison October 2021 through May 2022

	Oct '21 - May 22	Oct '20 - May 21	\$ Change	% Change
50.1 · Culligan	431.30	276.90	154.40	55.76%
50.3 · Sunshine Committee	1,759.79	1,110.92	648.87	58.41%
51 · Office Supplies	5,250.66	8,012.43	-2,761.77	-34.47%
50 · SUPPLIES/MATERIALS - Other	21.96	0.00	21.96	100.0%
<b>Total 50 · SUPPLIES/MATERIALS</b>	<b>7,463.71</b>	<b>9,400.25</b>	<b>-1,936.54</b>	<b>-20.6%</b>
52 · Operating Supplies				
52.1 · Gasoline Oil Lubricant				
52.11 · Gasoline	15,522.76	9,444.82	6,077.94	64.35%
52.12 · Diesel	5,416.80	1,062.69	4,354.11	409.73%
<b>Total 52.1 · Gasoline Oil Lubricant</b>	<b>20,939.56</b>	<b>10,507.51</b>	<b>10,432.05</b>	<b>99.28%</b>
52.2 · Chemicals Solvents Additives				
52.20 · VECTOLEX FG	10,538.00	20,076.00	-9,538.00	-47.51%
52.201 · PermaSease	109,351.00	12,413.00	96,938.00	780.94%
52.202 · Fyfanon	16,421.00	0.00	16,421.00	100.0%
52.203 · Metalarv XRP	21,158.00	0.00	21,158.00	100.0%
52.21 · Natular XRT Tablet	64,548.00	0.00	64,548.00	100.0%
52.22 · VLX VCTOLEX WDG	4,486.07	8,832.64	-4,346.57	-49.21%
52.23 · NatularG30 Clarke	30,740.00	0.00	30,740.00	100.0%
52.25 · Fourstar BTI CRG 35 lb	34,414.45	25,867.40	8,547.05	33.04%
52.26 · Alkosid XR Slim	0.00	33,708.00	-33,708.00	-100.0%
52.28 · VectoBac WDG	0.00	1,764.00	-1,764.00	-100.0%
<b>Total 52.2 · Chemicals Solvents Additives</b>	<b>291,656.52</b>	<b>102,661.04</b>	<b>188,995.48</b>	<b>184.1%</b>
52.3 · Clothing and Wearing Apparel				
52.31 · uniforms	0.00	3,399.32	-3,399.32	-100.0%
52.32 · Boots	1,031.45	1,613.45	-582.00	-36.07%
52.33 · Misc. clothing	20.71	225.92	-205.21	-90.83%
<b>Total 52.3 · Clothing and Wearing Apparel</b>	<b>1,052.16</b>	<b>5,238.69</b>	<b>-4,186.53</b>	<b>-79.92%</b>
52.4 · Misc Supplies & Incidentals				
52.41 · Yellow Fly	7,276.22	3,391.98	3,884.24	114.51%
52.42 · Mosquito	1,224.40	5,560.68	-4,336.28	-77.98%
52.43 · DITCHES	854.40	806.77	47.63	5.9%
52.44 · Safety				

52.2 Additional cost of product.

52.41 Cost of product & more kits picked up this year.

South Walton County Mosquito Control District  
Profit & Loss Prev Year Comparison  
October 2021 through May 2022

	Oct '21 - May 22	Oct '20 - May 21	\$ Change	% Change
52.441 · COVID	265.92	81.90	184.02	224.69%
52.44 · Safety - Other	2,873.41	379.24	2,494.17	657.68%
<b>Total 52.44 · Safety</b>	<b>3,139.33</b>	<b>461.14</b>	<b>2,678.19</b>	<b>580.78%</b>
52.45 · Shop	2,135.85	350.80	1,785.05	508.85%
52.47 · Chickens	3,303.35	7,702.81	-4,399.46	-57.12%
52.48 · Lab	9,689.03	2,488.97	7,200.06	289.28%
52.49 · Fish	293.49	16.65	276.84	1,662.7%
52.4 · Misc Supplies & Incidentals - Other	539.91	0.00	539.91	100.0%
<b>Total 52.4 · Misc Supplies &amp; Incidentals</b>	<b>28,455.98</b>	<b>20,779.80</b>	<b>7,676.18</b>	<b>36.94%</b>
52.5 · Tool and small implements	4,753.63	1,302.23	3,451.40	265.04%
52 · Operating Supplies - Other	998.42	0.00	998.42	100.0%
<b>Total 52 · Operating Supplies</b>	<b>347,856.27</b>	<b>140,489.27</b>	<b>207,367.00</b>	<b>147.6%</b>
54 · BOOKS, DUES & SUBSCRIPTIONS	11,565.32	13,239.32	-1,674.00	-12.64%
55 · TRAINING				
55.1 · Conferences	9,693.69	0.00	9,693.69	100.0%
55.2 · Classroom Education	8,672.88	0.00	8,672.88	100.0%
55 · TRAINING - Other	8,017.21	11,288.15	-3,270.94	-28.98%
<b>Total 55 · TRAINING</b>	<b>26,383.78</b>	<b>11,288.15</b>	<b>15,095.63</b>	<b>133.73%</b>
60 · CAPITAL OUTLAY				
60.1 · DAG	52,052.56	50,066.98	1,985.58	3.97%
60 · CAPITAL OUTLAY - Other	567,447.74	147,780.84	419,666.90	283.98%
<b>Total 60 · CAPITAL OUTLAY</b>	<b>619,500.30</b>	<b>197,847.82</b>	<b>421,652.48</b>	<b>213.12%</b>
66900 · Reconciliation Discrepancies	0.00	-5,044.31	5,044.31	100.0%
<b>Total Expense</b>	<b>2,199,324.56</b>	<b>1,444,922.64</b>	<b>754,401.92</b>	<b>52.21%</b>
<b>Net Income</b>	<b>3,001,027.97</b>	<b>3,451,638.02</b>	<b>-450,610.05</b>	<b>-13.06%</b>

55 Additional training DODD.



## South Walton County Mosquito Control District Profit & Loss Budget vs. Actual October 2021 through May 2022

	Oct '21 - May 22	Budget	\$ Over Budget	% of Budget
<b>Income</b>				
311.000 · AD VALOREM				
311.001 · Prior Year Taxes/Other	16,244.75			
311.000 · AD VALOREM - Other	5,098,949.00	5,336,318.00	-237,369.00	95.55%
<b>Total 311.000 · AD VALOREM</b>	<b>5,115,193.75</b>	<b>5,336,318.00</b>	<b>-221,124.25</b>	<b>95.86%</b>
364.000 · Disposition of Fixed Assets	76,500.00	15,000.00	61,500.00	510.0%
369.000 · Other Misc Revenues	597.34	1,500.00	-902.66	39.82%
380 · Other Sources	0.00	2,000.00	-2,000.00	0.0%
402.001 · Interest income	8,061.44	20,000.00	-11,938.56	40.31%
<b>Total Income</b>	<b>5,200,352.53</b>	<b>5,374,818.00</b>	<b>-174,465.47</b>	<b>96.75%</b>
<b>Gross Profit</b>	<b>5,200,352.53</b>	<b>5,374,818.00</b>	<b>-174,465.47</b>	<b>96.75%</b>
<b>Expense</b>				
10 · PERSONAL SERVICES				
11 · Commissioner Salaries	9,415.62	14,400.00	-4,984.38	65.39%
12 · Regular Salaries and wages				
16 · Compensated annual leave	32,681.38			
12 · Regular Salaries and wages - Other	503,297.75	1,196,930.35	-693,632.60	42.05%
<b>Total 12 · Regular Salaries and wages</b>	<b>535,979.13</b>	<b>1,196,930.35</b>	<b>-660,951.22</b>	<b>44.78%</b>
13 · Other salaries and wages	0.00	5,000.00	-5,000.00	0.0%
14 · Overtime				
18 · Compensated Compensatory Leave	3,525.08			
14 · Overtime - Other	490.54	10,800.00	-10,309.46	4.54%
<b>Total 14 · Overtime</b>	<b>4,015.62</b>	<b>10,800.00</b>	<b>-6,784.38</b>	<b>37.18%</b>
10 · PERSONAL SERVICES - Other	0.00			
<b>Total 10 · PERSONAL SERVICES</b>	<b>549,410.37</b>	<b>1,227,130.35</b>	<b>-677,719.98</b>	<b>44.77%</b>
20 · PERSONAL SERVICES BENEFITS				
21 · FICA Taxes	40,866.07	82,500.00	-41,633.93	49.54%
21.3 · Federal Unemployment	1,340.53			
22 · Retirement contributions				
22.2 · FRS paid by District	70,491.43	131,979.00	-61,487.57	53.41%
22 · Retirement contributions - Other	0.00	0.00	0.00	0.0%
<b>Total 22 · Retirement contributions</b>	<b>70,491.43</b>	<b>131,979.00</b>	<b>-61,487.57</b>	<b>53.41%</b>

Blue indicates  
FDACS Reporting  
Lines.  
4 Month left in  
Fiscal Year.

## South Walton County Mosquito Control District Profit & Loss Budget vs. Actual October 2021 through May 2022

	Oct '21 - May 22	Budget	\$ Over Budget	% of Budget
<b>23 · Life and Health Insurance</b>				
23.1 · AFLAC	448.50			
23.2 · Walton County Group Medical	145,182.49			
23.3 · Walton County Vision	250.81			
23.35 · Walton County Life (OCHS)	-151.55			
23.4 · METLIFE	2,258.40			
23.5 · Unum	8,492.04			
23.55 · Unum Dental	4,961.80			
23.6 · Guardian	0.00			
23.7 · Supplement Insurance Program	1,304.00			
23 · Life and Health Insurance - Other	0.00	352,000.00	-352,000.00	0.0%
<b>Total 23 · Life and Health Insurance</b>	<b>162,746.49</b>	<b>352,000.00</b>	<b>-189,253.51</b>	<b>46.24%</b>
<b>24 · WORKERS COMP</b>	<b>9,262.75</b>	<b>19,800.00</b>	<b>-10,537.25</b>	<b>46.78%</b>
<b>25 · Unemployment Compensation</b>	<b>-1,364.35</b>	<b>10,000.00</b>	<b>-11,364.35</b>	<b>-13.64%</b>
<b>26 · Other postemployment benefits</b>				
26.2 · Jose Hernandez	8,816.96			
26.3 · Geraldine Via	8,780.32			
<b>Total 26 · Other postemployment benefits</b>	<b>17,597.28</b>			
<b>Total 20 · PERSONAL SERVICES BENEFITS</b>	<b>300,940.20</b>	<b>596,279.00</b>	<b>-295,338.80</b>	<b>50.47%</b>
<b>30 · OPERATING EXPENSES</b>				
30.3 · Kristine Faulk	1,200.00	1,800.00	-600.00	66.67%
30.4 · Donna Johns	1,200.00	1,800.00	-600.00	66.67%
30.5 · J Doug Liles	1,200.00	1,800.00	-600.00	66.67%
<b>31 · Professional Services</b>				
31.1 · Property Appraiser Fees	49,497.46	50,000.00	-502.54	99.0%
31.2 · Tax Collector Fees	101,843.24	80,000.00	21,843.24	127.3%
31.4 · Medical Services	761.00	5,000.00	-4,239.00	15.22%
<b>Total 31 · Professional Services</b>	<b>152,101.70</b>	<b>135,000.00</b>	<b>17,101.70</b>	<b>112.67%</b>
<b>31.3 · Legal and Engineering Service</b>				
31.5 · Hydro Engineering Services	16,240.00	50,000.00	-33,760.00	32.48%
31.6 · Legal Services	15,213.80	70,000.00	-54,786.20	21.73%
31.7 · Grant Professional	0.00	120,000.00	-120,000.00	0.0%

## South Walton County Mosquito Control District Profit & Loss Budget vs. Actual October 2021 through May 2022

	Oct '21 - May 22	Budget	\$ Over Budget	% of Budget
31.3 · Legal and Engineering Service - Other	0.00	0.00		0.0%
<b>Total 31.3 · Legal and Engineering Service</b>	<b>31,453.80</b>	<b>240,000.00</b>	<b>-208,546.20</b>	<b>13.11%</b>
<b>32 · ACCOUNTING &amp; AUDITING</b>				
32.1 · Audit	6,500.00			
32.2 · OPEB	1,850.00			
32 · ACCOUNTING & AUDITING - Other	8.70	20,000.00	-19,991.30	0.04%
<b>Total 32 · ACCOUNTING &amp; AUDITING</b>	<b>8,358.70</b>	<b>20,000.00</b>	<b>-11,641.30</b>	<b>41.79%</b>
<b>34.00 · Other Services</b>				
34.12 · Other services IT Hosting				
34.125 · Cumulus	1,811.48	5,000.00	-3,188.52	36.23%
34.12 · Other services IT Hosting - Other	786.51	1,600.00	-813.49	49.16%
<b>Total 34.12 · Other services IT Hosting</b>	<b>2,597.99</b>	<b>6,600.00</b>	<b>-4,002.01</b>	<b>39.36%</b>
34.20 · UNIFIRST	4,069.11	10,000.00	-5,930.89	40.69%
34.31 · IFIXCOMPUTERS MONTHLY FEES	7,240.75			
34.32 · IFIX COMPUTERS	4,026.03			
34.33 · Other Contractual Services	537.44			
34.00 · Other Services - Other	601.00	3,000.00	-2,399.00	20.03%
<b>Total 34.00 · Other Services</b>	<b>19,072.32</b>	<b>19,600.00</b>	<b>-527.68</b>	<b>97.31%</b>
<b>Total 30 · OPERATING EXPENSES</b>	<b>214,586.52</b>	<b>420,000.00</b>	<b>-205,413.48</b>	<b>51.09%</b>
<b>40 · TRAVEL &amp; PER DIEM</b>				
40.1 · PER DIEM OR MEALS	5,772.47	20,000.00	-14,227.53	28.86%
40.2 · INCIDENTAL TRAVEL	496.14	3,000.00	-2,503.86	16.54%
40.3 · PRIVATE VEHICLES	7,525.59	20,000.00	-12,474.41	37.63%
40.4 · Hotel	18,191.96	35,000.00	-16,808.04	51.98%
40.5 · Air Lines	817.32			
40 · TRAVEL & PER DIEM - Other	167.83			
<b>Total 40 · TRAVEL &amp; PER DIEM</b>	<b>32,971.31</b>	<b>78,000.00</b>	<b>-45,028.69</b>	<b>42.27%</b>
<b>41 · COMMUNICATION SERVICES</b>				
41.1 · Cellular Service	7,439.61			
41.2 · Office Phone & Internet	6,786.24			
41 · COMMUNICATION SERVICES - Other	0.00	24,500.00	-24,500.00	0.0%
<b>Total 41 · COMMUNICATION SERVICES</b>	<b>14,225.85</b>	<b>24,500.00</b>	<b>-10,274.15</b>	<b>58.07%</b>

## South Walton County Mosquito Control District Profit & Loss Budget vs. Actual October 2021 through May 2022

	Oct '21 - May 22	Budget	\$ Over Budget	% of Budget
<b>42 · FREIGHT SERVICES</b>	1,414.29	3,000.00	-1,585.71	47.14%
<b>43 · UTILITY SERVICES</b>				
43.02 · Water/Sewer	808.98			
43.03 · Electrical	4,061.37			
43.04 · GARBAGE SOLID WASTE SERVICES	913.26			
43 · UTILITY SERVICES - Other	68.53	10,600.00	-10,531.47	0.65%
<b>Total 43 · UTILITY SERVICES</b>	<b>5,852.14</b>	<b>10,600.00</b>	<b>-4,747.86</b>	<b>55.21%</b>
<b>44 · RENTALS &amp; LEASES</b>	710.06	52,310.00	-51,599.94	1.36%
<b>45 · INSURANCE</b>				
45.3 · FLOOD INSURANCE	0.00			
45.6 · General liability	34,645.00			
45 · INSURANCE - Other	0.00	95,000.00	-95,000.00	0.0%
<b>Total 45 · INSURANCE</b>	<b>34,645.00</b>	<b>95,000.00</b>	<b>-60,355.00</b>	<b>36.47%</b>
<b>46 · REPAIR &amp; MAINTENANCE SERVICES</b>				
46.11 · Maint Bldg/Ground by others	1,411.60	10,000.00	-8,588.40	14.12%
46.2 · Maintenance of Automotive Equip	1,038.65	3,000.00	-1,961.35	34.62%
46.3 · Maintenance of other equipment	2,268.25	2,000.00	268.25	113.41%
46.31 · Software Maintenance Office Eq	11,454.01	31,000.00	-19,545.99	36.95%
46.4 · Maint Other Equipment by others	0.00	5,450.00	-5,450.00	0.0%
46.5 · Maint of Build & Grounds by Dis	882.76	10,000.00	-9,117.24	8.83%
46.6 · Maint of equipment by District	4,702.03	15,060.00	-10,357.97	31.22%
46.61 · Maintenance material	99.93	1,200.00	-1,100.07	8.33%
<b>Total 46 · REPAIR &amp; MAINTENANCE SERVICES</b>	<b>21,857.23</b>	<b>77,710.00</b>	<b>-55,852.77</b>	<b>28.13%</b>
<b>47 · PRINTING &amp; BINDING</b>	830.77	2,500.00	-1,669.23	33.23%
<b>48 · PROMOTIONAL ACTIVITIES</b>	554.99	20,000.00	-19,445.01	2.78%
<b>49 · OTHER CURRENT CHARGES</b>				
49.1 · Other Government Agencies	784.80	1,675.00	-890.20	46.85%
49.2 · advertising required by law	2,515.35	6,000.00	-3,484.65	41.92%
49 · OTHER CURRENT CHARGES - Other	41.30	300.00	-258.70	13.77%
<b>Total 49 · OTHER CURRENT CHARGES</b>	<b>3,341.45</b>	<b>7,975.00</b>	<b>-4,633.55</b>	<b>41.9%</b>
<b>50 · SUPPLIES/MATERIALS</b>				
50.1 · Culligan	431.30			

## South Walton County Mosquito Control District Profit & Loss Budget vs. Actual October 2021 through May 2022

	Oct '21 - May 22	Budget	\$ Over Budget	% of Budget
50.3 · Sunshine Committee	1,759.79			
51 · Office Supplies	5,250.66	40,000.00	-34,749.34	13.13%
50 · SUPPLIES/MATERIALS - Other	21.96			
<b>Total 50 · SUPPLIES/MATERIALS</b>	<b>7,463.71</b>	<b>40,000.00</b>	<b>-32,536.29</b>	<b>18.66%</b>
52 · Operating Supplies				
50.2 · Food	0.00	0.00	0.00	0.0%
52.1 · Gasoline Oil Lubricant				
52.11 · Gasoline	15,522.76			
52.12 · Diesel	5,416.80			
52.1 · Gasoline Oil Lubricant - Other	0.00	52,000.00	-52,000.00	0.0%
<b>Total 52.1 · Gasoline Oil Lubricant</b>	<b>20,939.56</b>	<b>52,000.00</b>	<b>-31,060.44</b>	<b>40.27%</b>
52.2 · Chemicals Solvents Additives				
52.20 · VECTOLEX FG	10,538.00	50,190.00	-39,652.00	21.0%
52.201 · PermaSease	109,351.00	61,875.00	47,476.00	176.73%
52.202 · Fyfanon	16,421.00	35,202.30	-18,781.30	46.65%
52.203 · Metalarv XRP	21,158.00			
52.21 · Natular XRT Tablet	64,548.00	0.00	64,548.00	100.0%
52.22 · VLX VCTOLEX WDG	4,486.07	17,969.70	-13,483.63	24.97%
52.23 · NatularG30 Clarke	30,740.00	48,000.00	-17,260.00	64.04%
52.25 · Fourstar BTI CRG 35 lb	34,414.45	87,570.00	-53,155.55	39.3%
52.26 · Altosid XR Slim	0.00	40,000.00	-40,000.00	0.0%
52.28 · VectoBac WDG	0.00	7,360.00	-7,360.00	0.0%
52.2 · Chemicals Solvents Additives - Other	0.00	277,000.00	-277,000.00	0.0%
<b>Total 52.2 · Chemicals Solvents Additives</b>	<b>291,656.52</b>	<b>625,167.00</b>	<b>-333,510.48</b>	<b>46.65%</b>
52.3 · Clothing and Wearing Apparel				
52.32 · Boots	1,031.45			
52.33 · Misc. clothing	20.71			
52.3 · Clothing and Wearing Apparel - Other	0.00	16,500.00	-16,500.00	0.0%
<b>Total 52.3 · Clothing and Wearing Apparel</b>	<b>1,052.16</b>	<b>16,500.00</b>	<b>-15,447.84</b>	<b>6.38%</b>
52.4 · Misc Supplies & Incidentals				
52.41 · Yellow Fly	7,276.22			
52.42 · Mosquito	1,224.40			



South Walton County Mosquito Control District  
Profit & Loss Budget vs. Actual  
October 2021 through May 2022

	Oct '21 - May 22	Budget	\$ Over Budget	% of Budget
52.43 · DITCHES	854.40			
52.44 · Safety				
52.441 · COVID	265.92			
52.44 · Safety - Other	2,873.41			
Total 52.44 · Safety	3,139.33			
52.45 · Shop	2,135.85			
52.47 · Chickens	3,303.35	0.00	3,303.35	100.0%
52.48 · Lab	9,689.03			
52.49 · Fish	293.49			
52.4 · Misc Supplies & Incidentals - Other	539.91	171,000.00	-170,460.09	0.32%
<b>Total 52.4 · Misc Supplies &amp; Incidentals</b>	<b>28,455.98</b>	<b>171,000.00</b>	<b>-142,544.02</b>	<b>16.64%</b>
52.5 · Tool and small implements	4,753.63	28,000.00	-23,246.37	16.98%
52 · Operating Supplies - Other	998.42			
Total 52 · Operating Supplies	347,856.27	892,667.00	-544,810.73	38.97%
<b>54 · BOOKS, DUES &amp; SUBSCRIPTIONS</b>	<b>11,565.32</b>	<b>21,781.40</b>	<b>-10,216.08</b>	<b>53.1%</b>
55 · TRAINING				
55.1 · Conferences	9,693.69			
55.2 · Classroom Education	8,672.88			
55 · TRAINING - Other	8,017.21	80,000.00	-71,982.79	10.02%
<b>Total 55 · TRAINING</b>	<b>26,383.78</b>	<b>80,000.00</b>	<b>-53,616.22</b>	<b>32.98%</b>
60 · CAPITAL OUTLAY				
60.1 · DAG	52,052.56	75,000.00	-22,947.44	69.4%
60 · CAPITAL OUTLAY - Other	567,447.74	9,643,459.34	-9,076,011.60	5.88%
<b>Total 60 · CAPITAL OUTLAY</b>	<b>619,500.30</b>	<b>9,718,459.34</b>	<b>-9,098,959.04</b>	<b>6.37%</b>
89 · CONTINGENCY	0.00	600,000.00	-600,000.00	0.0%
Total Expense	2,194,109.56	13,967,912.09	-11,773,802.53	15.71%
Net Income	<b>3,006,242.97</b>	<b>-8,593,094.09</b>	<b>11,599,337.06</b>	<b>-34.98%</b>

South Walton County Mosquito Control District

6/8/2022 10:04 AM

Register: 102.001 · Local Fund Checking

From 05/01/2022 through 05/31/2022

Sorted by: Date, Type, Number/Ref

Date	Number	Payee	Account	Memo	Payment	C	Deposit	Balance
05/01/2022	ACH	Kristine A Faulk	30 · OPERATING EX...		150.00	X		-7,664.01
05/01/2022	ACH	Donna Johns	30 · OPERATING EX...		150.00	X		-7,814.01
05/01/2022	ACH	Doug Liles	30 · OPERATING EX...		150.00	X		-7,964.01
05/01/2022	ACH	CREATIVE WEB S...	30 · OPERATING EX...		99.00	X		-8,063.01
05/01/2022	ACH	AFLAC	20 · PERSONAL SER...	073485	965.96	X		-9,028.97
05/01/2022	5ACH6	UNUM	-split-	0298361-001	1,728.69	X		-10,757.66
05/01/2022	6958	JAMESMOORE	202.000 · Accounts Pa...		6,500.00	X		-17,257.66
05/03/2022			102.002 · Local Fund S...	Deposit		X	200,000.00	182,742.34
05/03/2022	ACH	FEDEX	42 · FREIGHT SERVI...	7-743-50868	38.47	X		182,703.87
05/05/2022	ACH	Trustmark Credit Card	204.000 · Trustmark C...	Payment Conf#...	9,798.60	X		172,905.27
05/06/2022			-split-	Deposit		X	465.00	173,370.27
05/09/2022	ACH	RETIF	202.000 · Accounts Pa...		1,407.86	X		171,962.41
05/09/2022	6945	CLARKE	202.000 · Accounts Pa...	S01461	30,740.00	X		141,222.41
05/09/2022	6946	COASTAL EQUIPM...	202.000 · Accounts Pa...		62.90	X		141,159.51
05/09/2022	6947	COPYSYSTEMS	202.000 · Accounts Pa...		290.00	X		140,869.51
05/09/2022	6948	CULLIGAN	202.000 · Accounts Pa...		69.50	X		140,800.01
05/09/2022	6949	DAG	202.000 · Accounts Pa...		23,362.50	X		117,437.51
05/09/2022	6950	FL UC FUND	202.000 · Accounts Pa...	9975740	108.00	X		117,329.51
05/09/2022	6951	IFIXCOMPUTERS	202.000 · Accounts Pa...		1,049.25	X		116,280.26
05/09/2022	6952	K&M Customs	202.000 · Accounts Pa...		550.00	X		115,730.26
05/09/2022	6953	MELHORNS	202.000 · Accounts Pa...		106.75	X		115,623.51
05/09/2022	6954	PROHEALTH	202.000 · Accounts Pa...		96.00	X		115,527.51
05/09/2022	6955	UNIFIRST	202.000 · Accounts Pa...	331036	159.14	X		115,368.37
05/09/2022	6956	WALTON COUNTY...	202.000 · Accounts Pa...		21,391.86	X		93,976.51
05/10/2022	ACH	Doug Liles	-split-		313.03	X		93,663.48
05/11/2022		Kenneth M McDaniel	-split-	VOID:		X		93,663.48
05/11/2022	E-pay	United States Treasury	-split-	59-1089665 Q...	7,741.04	X		85,922.44
05/11/2022	6957	COASTAL MACHI...	202.000 · Accounts Pa...		18,379.00	X		67,543.44
05/11/2022		Alejandro F Rodriguez	-split-		1,161.48	X		66,381.96
05/11/2022		Arnold Joe Deel	-split-		1,611.21	X		64,770.75
05/11/2022		Bernadette K Canut	-split-		1,485.76	X		63,284.99
05/11/2022		Cameron L Williams	-split-		1,277.14	X		62,007.85
05/11/2022		David C Towery	-split-		1,045.19	X		60,962.66
05/11/2022		David L Krika	-split-		115.39	X		60,847.27
05/11/2022		Javier F Canut	-split-		19.45	X		60,827.82
05/11/2022		Karl R Balder	-split-		1,146.68	X		59,681.14
05/11/2022		Kenneth Hobbs	-split-	VOID: Payroll ...		X		59,681.14
05/11/2022		Lindsey M Ashman	-split-		1,340.71	X		58,340.43
05/11/2022		Norman E Pruett	-split-		1,488.44	X		56,851.99

South Walton County Mosquito Control District

6/8/2022 10:04 AM

Register: 102.001 · Local Fund Checking

From 05/01/2022 through 05/31/2022

Sorted by: Date, Type, Number/Ref

Date	Number	Payee	Account	Memo	Payment	C	Deposit	Balance
05/11/2022		Shad A Farmer	-split-		1,433.99	X		55,418.00
05/11/2022		Steve Wrick	-split-		74.19	X		55,343.81
05/11/2022		Teahna Ratliff	-split-	VOID: Payroll ...		X		55,343.81
05/11/2022		Thomas Hilaman	-split-		1,246.98	X		54,096.83
05/11/2022		Thomas Mahn	-split-		499.94	X		53,596.89
05/11/2022		Thomas W Casey	-split-		396.42	X		53,200.47
05/11/2022		Darrin E Dunwald	-split-		2,506.02	X		50,694.45
05/11/2022		Cammie L Henderson	-split-		1,942.86	X		48,751.59
05/11/2022		Donna Johns	-split-		164.96	X		48,586.63
05/11/2022		Doug Liles	-split-		164.96	X		48,421.67
05/11/2022		Gerald Williams	-split-		1,662.82	X		46,758.85
05/11/2022		Kristine A Faulk	-split-		159.86	X		46,598.99
05/11/2022		Richard Mitchell	-split-	VOID: Payroll ...		X		46,598.99
05/11/2022		Kenneth M McDaniel	-split-		677.94	X		45,921.05
05/11/2022		Kenneth Hobbs	-split-		1,312.09	X		44,608.96
05/11/2022		Richard Mitchell	-split-		1,789.41	X		42,819.55
05/11/2022		Teahna Ratliff	-split-		1,933.77	X		40,885.78
05/12/2022	ACH	NATIONWIDE	235.900 · Net pension l...		700.00	X		40,185.78
05/12/2022	ACH	Lumen	41 · COMMUNICATI...	311800522	886.11	X		39,299.67
05/13/2022	ACH	FL DOR	208.000 · Payroll Liabi...		301.85	X		38,997.82
05/15/2022	ACH	METLIFE	20 · PERSONAL SER...	tm0556200000...	312.50	X		38,685.32
05/17/2022			49 · OTHER CURREN...	Deposit		X	47.40	38,732.72
05/17/2022	ACH	FEDEX	42 · FREIGHT SERVI...	7-757-92712	39.07	X		38,693.65
05/21/2022	ACH	AT&T	41 · COMMUNICATI...	287297285865	949.87	X		37,743.78
05/23/2022	ACH	CHELCO	43 · UTILITY SERVIC...	29703473	481.18	X		37,262.60
05/24/2022	ACH	FEDEX	42 · FREIGHT SERVI...	7-765-64031	38.53	X		37,224.07
05/24/2022	ACH	GO DADDY	30 · OPERATING EX...		21.17	X		37,202.90
05/25/2022			102.002 · Local Fund S...	Deposit		X	300,000.00	337,202.90
05/25/2022	ACH	WASTE MANAGE...	43 · UTILITY SERVIC...	930804-4814-0	94.20	X		337,108.70
05/25/2022	ACH	FNBT	108001 · FNBT Bank		831.01	X		336,277.69
05/25/2022	E-pay	United States Treasury	-split-	59-1089665 Q...	7,720.48	X		328,557.21
05/25/2022		Bernadette K Canut	-split-		1,438.08	X		327,119.13
05/25/2022		Cameron L Williams	-split-		1,353.62	X		325,765.51
05/25/2022		Cynthia D Dye	-split-		65.95	X		325,699.56
05/25/2022		David C Towery	-split-		1,429.23	X		324,270.33
05/25/2022		Thomas W Casey	-split-		525.93	X		323,744.40
05/25/2022		Teahna Ratliff	-split-		1,733.25	X		322,011.15
05/25/2022		Alejandro F Rodriguez	-split-		1,226.96	X		320,784.19
05/25/2022		Arnold Joe Deel	-split-		1,652.14	X		319,132.05



South Walton County Mosquito Control District

6/8/2022 10:04 AM

Register: 102.001 · Local Fund Checking

From 05/01/2022 through 05/31/2022

Sorted by: Date, Type, Number/Ref

Date	Number	Payee	Account	Memo	Payment	C	Deposit	Balance
05/25/2022		David L Krika	-split-		41.22	X		319,090.83
05/25/2022		Javier F Canut	-split-		40.06	X		319,050.77
05/25/2022		Karl R Balder	-split-		1,214.30	X		317,836.47
05/25/2022		Kenneth Hobbs	-split-		1,106.90	X		316,729.57
05/25/2022		Kenneth M McDaniel	-split-		677.93	X		316,051.64
05/25/2022		Lindsey M Ashman	-split-		1,340.72	X		314,710.92
05/25/2022		Norman E Pruet	-split-		1,488.44	X		313,222.48
05/25/2022		Shad A Farmer	-split-		1,158.38	X		312,064.10
05/25/2022		Steve Wrick	-split-		86.54	X		311,977.56
05/25/2022		Thomas Hilaman	-split-		1,095.93	X		310,881.63
05/25/2022		Thomas Mahn	-split-		567.45	X		310,314.18
05/25/2022		Kristine A Faulk	-split-		163.96	X		310,150.22
05/25/2022		Darrin E Dunwald	-split-		2,506.00	X		307,644.22
05/25/2022		Richard Mitchell	-split-		1,789.41	X		305,854.81
05/25/2022		Cammie L Henderson	-split-		1,942.87	X		303,911.94
05/25/2022		Donna Johns	-split-		164.95	X		303,746.99
05/25/2022		Doug Liles	-split-		164.95	X		303,582.04
05/25/2022		Gerald Williams	-split-		1,662.83	X		301,919.21
05/27/2022	ACH	NATIONWIDE	235.900 · Net pension l...		700.00	X		301,219.21
05/27/2022	ACH	FRS Employee FLDOR	-split-		10,679.53	X		290,539.68
05/27/2022	ACH	FL DOR	208.000 · Payroll Liabi...		301.85	X		290,237.83
05/31/2022			402.001 · Interest income	Interest		X	5.01	290,242.84
05/31/2022			49 · OTHER CURREN...	Service Charge	35.40	X		290,207.44
05/31/2022	ACH	RETIF	202.000 · Accounts Pa...		4,538.16			285,669.28
05/31/2022	ACH	FEDEX	42 · FREIGHT SERVI...	7-773-10677	38.14			285,631.14
05/31/2022	ACH	TERRYS AC	46 · REPAIR & MAIN...	1192	299.60			285,331.54
05/31/2022	6959	ADAPCO	202.000 · Accounts Pa...		31,763.00			253,568.54
05/31/2022	6960	Albrecht Engineering ...	202.000 · Accounts Pa...		1,080.00			252,488.54
05/31/2022	6961	BEARD	202.000 · Accounts Pa...	88002-26803	445.01			252,043.53
05/31/2022	6962	CITRUS COUNTY ...	202.000 · Accounts Pa...		521.14			251,522.39
05/31/2022	6963	CLARKE	202.000 · Accounts Pa...	S01461	82,762.00			168,760.39
05/31/2022	6964	DEFUNIAK HERALD	202.000 · Accounts Pa...		5.50			168,754.89
05/31/2022	6965	HAND ARENDALL ...	202.000 · Accounts Pa...		375.00			168,379.89
05/31/2022	6966	MELHORNS	202.000 · Accounts Pa...		590.00			167,789.89
05/31/2022	6967	OREILLY	202.000 · Accounts Pa...	300737	299.88			167,490.01
05/31/2022	6968	PUBLIX	202.000 · Accounts Pa...	2003130	347.34			167,142.67
05/31/2022	6969	QUILL	202.000 · Accounts Pa...		281.91			166,860.76
05/31/2022	6970	REGIONAL UTILIT...	202.000 · Accounts Pa...		68.53			166,792.23
05/31/2022	6971	UNIFIRST	202.000 · Accounts Pa...	331036	639.53			166,152.70

South Walton County Mosquito Control District

6/8/2022 10:04 AM

Register: 102.001 · Local Fund Checking

From 05/01/2022 through 05/31/2022

Sorted by: Date, Type, Number/Ref

<u>Date</u>	<u>Number</u>	<u>Payee</u>	<u>Account</u>	<u>Memo</u>	<u>Payment C</u>	<u>Deposit</u>	<u>Balance</u>
05/31/2022	6972	VECTOR TEST SYS...	202.000 · Accounts Pa...		1,073.85		165,078.85
05/31/2022	6973	XEROX CORPOPR...	202.000 · Accounts Pa...		78.90		164,999.95

South Walton County Mosquito Control District

6/8/2022 10:05 AM

Register: 102.002 · Local Fund Savings

From 05/01/2022 through 05/31/2022

Sorted by: Date, Type, Number/Ref

<u>Date</u>	<u>Number</u>	<u>Payee</u>	<u>Account</u>	<u>Memo</u>	<u>Payment</u>	<u>C</u>	<u>Deposit</u>	<u>Balance</u>
05/03/2022		Trustmark	102.001 · Local Fund ...	Transfer from S...	200,000.00	X		9,240,362.86
05/25/2022		Trustmark	102.001 · Local Fund ...	Transfer from S...	300,000.00	X		8,940,362.86
05/27/2022			-split-	Deposit		X	2.42	8,940,365.28
05/31/2022			-split-	Deposit		X	23,912.61	8,964,277.89



POSITION AND WAGE SCALE

UAV Coordinator

\$26.00 - \$35.00

Interns

\$15.00 - \$17.50

## Labor Report

### New Hire Position

### New Positions

UAV Coordinator

Hired Tim Yandell

\$30.00 per hour

In process of background checks

Summer Interns

Hire Aiden Dubay

\$17.00 per hour

Started Monday, June 6th

# SOUTH WALTON COUNTY MOSQUITO CONTROL DISTRICT

## Operations Report May 2022

MONTHLY VALUES

ON HAND

### ADULTICIDE

CHEMICAL	MONTHLY OUTPUT	UNIT	UNIT VALUE	MONTHLY \$ VALUE	MONTHLY INVENTORY	INVENTORY \$\$
ML KONTROL 30-30	0	GAL	\$54.50	\$0.00	0	\$0.00
DELTAGARD ULV	0	GAL	\$173.67	\$0.00	0	\$0.00
DUET	0	OZ	\$1.50	\$0.00	0	\$0.00
PERMASEASE 3-15	198	GAL	\$45.00	\$8,910.00	0	\$0.00
Fyfanon EW	63.4	GAL	\$57.10	\$4,019.56	0	\$0.00
<b>TOTAL</b>				<b>\$12,929.56</b>	<b>TOTAL</b>	<b>\$0.00</b>

### LARVICIDE

CHEMICAL	MONTHLY OUTPUT	UNIT	UNIT VALUE	MONTHLY \$ VALUE	MONTHLY INVENTORY	INVENTORY \$\$
ABATE WDG	0	POUND	\$10.61	\$0.00	0	\$0.00
ALTOSID XR	1	EACH	\$3.42	\$3.42	13	\$44.46
ALTOSID SBG	0	POUND	\$3.06	\$0.00	0	\$0.00
VECTOBAC WDG	11.5	POUND	\$35.00	\$402.50	30.5	\$1,067.50
Vectolex FG	50	POUND	\$6.26	\$313.00	0	\$0.00
COCO BEAR	113	OUNCE	\$0.15	\$17.26	13,193	\$2,014.57
VECTOLEX WDG	1	POUND	\$60.81	\$60.81	46.5	\$2,827.67
FOURSTAR BTI CRG	0	POUND	\$11.93	\$0.00	1400	\$16,702.00
BACTIMOS	0	EACH	\$0.57	\$0.00	0	\$0.00
NATULAR G30	787	POUND	\$15.83	\$12,458.21	1213	\$19,201.79
NATULAR XRT	0	EACH	\$4.63	\$0.00	12760	\$59,078.80
Metalarv	75	EACH	\$1.88	\$141.00	698	\$1,312.24
Altosid Liquid	0	GAL	\$0.00	\$0.00	0	\$0.00
<b>TOTAL</b>			<b>TOTAL</b>	<b>\$13,396.20</b>	<b>TOTAL</b>	<b>\$102,249.03</b>

### HERBICIDE

Cornerstone	0	OZ	\$0.10	\$0.00	0	\$0.00
SURF AC	0	OZ	\$0.10	\$0.00	0	\$0.00
LESCO 3WY	0	OZ	\$0.09	\$0.00	0	\$0.00
<b>TOTAL</b>				<b>\$0.00</b>	<b>TOTAL</b>	<b>\$0.00</b>
<b>TOTAL</b>				<b>\$26,325.76</b>	<b>TOTAL</b>	<b>\$102,249.03</b>

### OTHER SERVICES

SERVICE REQUEST	44					
ADULTICIDE MISSIONS	31					
LARVICIDE MISSIONS	3					

### COMMENTS




# MAY LAB REPORT

South Walton County Mosquito Control District

Teahna Ratliff

## Larvicide

There were 3 larvicide missions in May:

Mission 5-10-22 through 5-12-22: Routes 4, 5, 6, 7, 8, 1A & 12

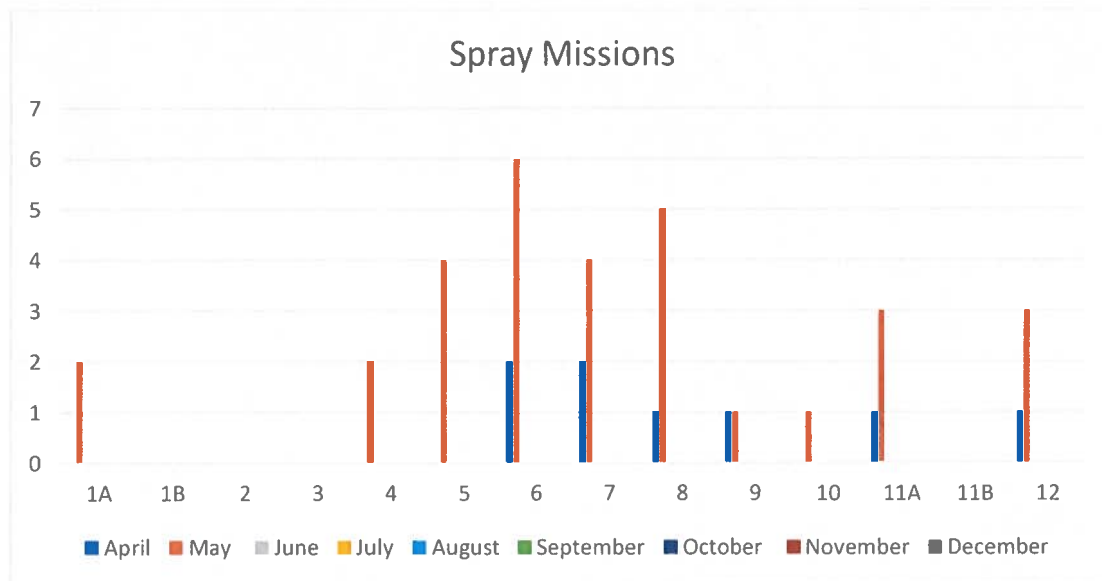
Mission 5-24-22: Routes 5, 7, & 8

Mission 5-31-22 through 6-2-22: Routes 4, 5, 6, 7, & 8

Normal surveillance around service request, roadside ditches and source sites resulted in 335 larvae ID'ed from 95 samples brought in from the techs.

Throughout May, the field techs have been focusing on abandoned or untreated pools throughout South Walton. They have inspected 38 pools within the past month.

## Adulticide Mission



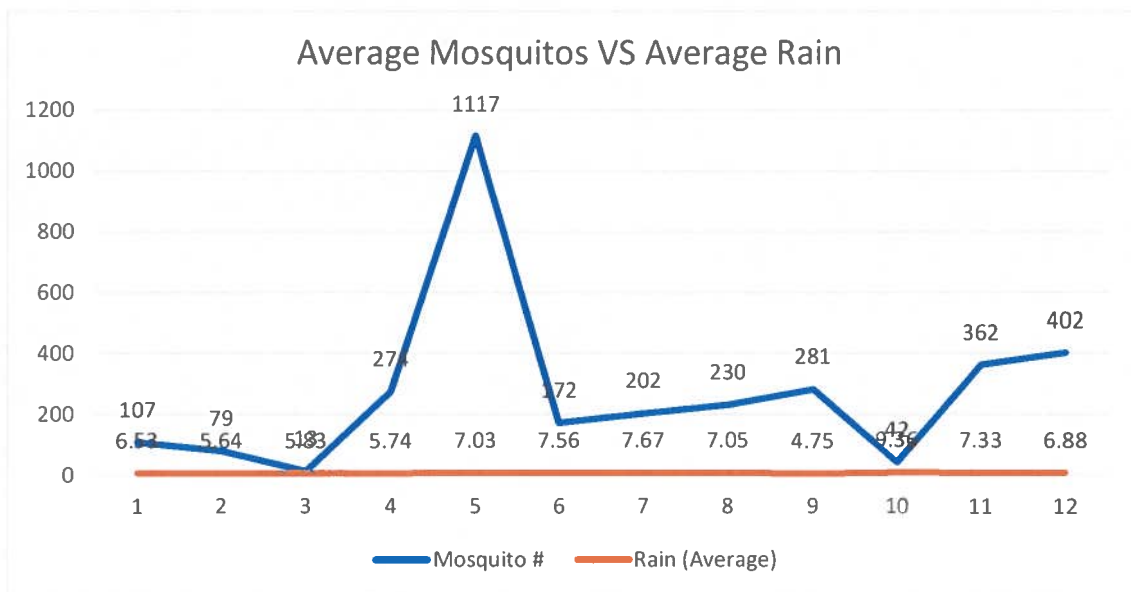
**Total Spray Missions: 31 (May); 39 (YTD)**

# Lab

## 1. Mosquito Surveillance:

In all of May, there was a total of 6,797 adult mosquitoes collected and ID'ed by the lab.

Our weekly collections were 5799 of those mosquitos. Below shows the Average number of mosquitos compared to the average amount of rain (inches) for each route for the entire month.



From service request- there was 693 mosquitoes caught in CDC light traps baited with CO2, and 38 mosquitoes in aspirator samples.

## 2. Arbovirus Surveillance:

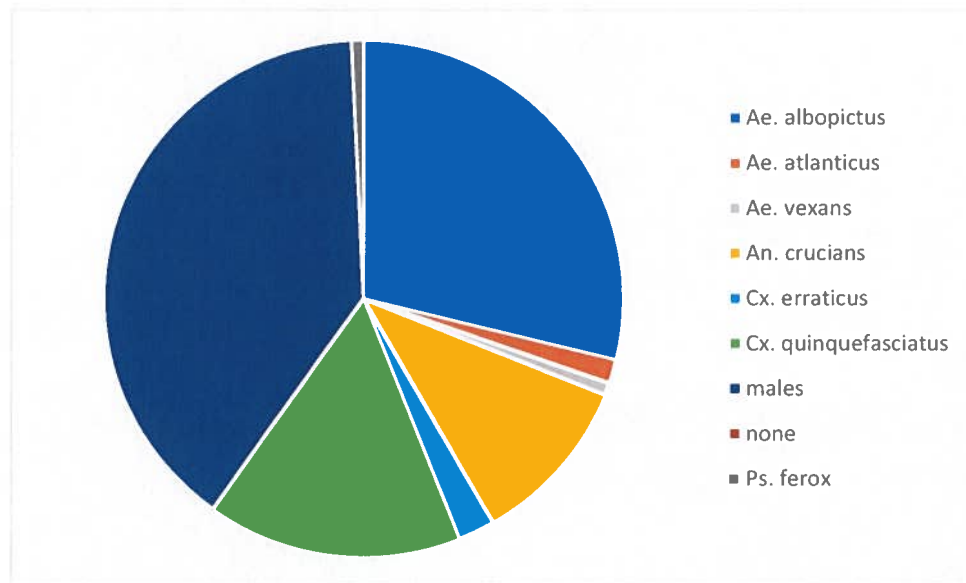
There was only one chicken that became positive for Eastern Equine Encephalitis (EEE) in route 10. There have been 6 chickens testing positive for arbovirus so far this year.



### 3. Container Breeding Surveillance Program:

Throughout May there were 134 total mosquitoes caught in the BG sentinel 2 traps.

59 of them were Container breeders and are high vector concerns.



### 4. Invasive Species Alert:

- a. **Aedes Japonicus** has been making its way down south. It is originally from Japan/Korea area and began invading other countries in the 1990's. It is believed to have been transported across the US by horse trailers. In Japan/Korea it was not considered an important vector, but here in the U.S. it has been introduced to West Nile Virus and La Crosse virus. She can carry EEE, SLE, Dengue, Chikungunya and Dog Heart Worm.

The First japonicus found in Florida was in 8/21/12. It has become established across the Northwest region of Florida. They have found her in Bay County, Okaloosa County and even in North Walton.

We got our first Ae. japonicus sample in our Bunker trap on 5-9-22. Following her ID- we set up a sweeping mission of Bunker to

try to prevent her from coming any further south. We collected 52 larvae samples from containers that resulted in 5 sites with Japonicus. All those sites were dumped and made to not hold water anymore.